



MARELUCE

mareluce.com





Welcome
to the
MARELUCE
experience.

Not just light.
Creating atmosphere.
Illuminating luxury.

MARELUCE



About Us

Mareluce is an innovative lighting brand that brings together a passion for the sea with advanced technology and refined design. Based in Italy, Mareluce specializes in designing and manufacturing LED lighting solutions specifically for yachts, boats, and the maritime industry. Each of our products is crafted to meet the demanding conditions of marine environments, while standing out with elegant, functional designs. Our commitment to quality and attention to detail throughout engineering, design, and production processes make Mareluce more than just a lighting supplier — we are a trusted partner that adds value to life at sea. Striving to stand out in the international market by offering a perfect blend of aesthetics, durability, and technology, Mareluce provides both standard products and customizable solutions for unique projects. We believe that light at sea is more than illumination — it's an experience. That's why Mareluce exists.

Our Vision

To be a globally leading brand that inspires luxurious living spaces by redefining the meaning of light in the maritime sector. As Mareluce, our vision is to become a reference brand that designs not only products but also experiences, brings together aesthetics and technology in perfect balance and transforms life at sea into an art form.

Our Mission

To offer high quality and elegant lighting solutions specific to the maritime world; to create flawless ambiances on the sea by bringing together aesthetics and engineering with a design approach specific to each project. Aiming for perfection in every detail, we exist to offer our customers not only light but also a lifestyle.




downlight

vesta



Technical Data	
Power	3W-6W-12W (3 Model)
Voltage Supply	8-32VDC (Driver Inc.)
Dimmable	Yes / PWM
Color Temp.	2700K-3000K-4000K-DW
Luminous Flux	125lm/Watt (Max.)
Light Source	High Power Led / CRI>80
Beam	Middle
Body Material	SS 316L - Aluminum
Body Finishes	PSS-SSS-G-MBR-RAL
IP Class	44 - 66

Dimensions			
	a	b	c
Model			
Vesta-40	50mm	40mm	45mm
Vesta-55	70mm	55mm	45mm
Vesta-70	85mm	70mm	45mm




vesta-da



Technical Data	
Power	3W-6W-12W (3 Model)
Voltage Supply	8-32VDC (Driver Inc.)
Dimmable	Yes / PWM
Color Temp.	2700K-3000K-4000K-DW
Luminous Flux	125lm/Watt (Max.)
Light Source	High Power Led / CRI>80
Beam	Middle
Body Material	SS 316L - Aluminum
Body Finishes	PSS-SSS-G-MBR-RAL
IP Class	44 - 66

Dimensions			
	a	b	c
Model			
Vesta-da-40	50mm	40mm	65mm
Vesta-da-55	70mm	55mm	65mm
Vesta-da-70	85mm	70mm	65mm



sors



Technical Data	
Power	5W-8W-12W (3 Model)
Voltage Supply	3-45VDC (Driver Ext.)
Dimmable	Yes / PWM
Color Temp.	2700K-3000K-4000K
Luminous Flux	110lm/Watt (Max.)
Light Source	COB Led / CRI>80
Beam	15°-30°-60°
Body Material	SS 316L - Aluminum
Body Finishes	PSS-SSS-G-MBR-RAL
IP Class	44 - 66

Dimensions			
	a	b	c
Model			
Sors-40	60mm	40mm	45mm
Sors-55	75mm	55mm	45mm
Sors-70	90mm	70mm	45mm



sors-a



Technical Data	
Power	3W-6W-12W (3 Model)
Voltage Supply	8-32VDC (Driver Inc.)
Dimmable	Yes / PWM
Color Temp.	2700K-3000K-4000K-DW
Luminous Flux	125lm/Watt (Max.)
Light Source	High Power Led / CRI>80
Beam	Wide
Body Material	SS 316L - Aluminum
Body Finishes	PSS-SSS-G-MBR-RAL
IP Class	44 - 66

Dimensions			
	a	b	c
Model			
Sors-a-40	60mm	40mm	65mm
Sors-a-55	75mm	55mm	65mm
Sors-a-70	90mm	70mm	65mm



sors-da



Technical Data	
Power	3W-6W-12W (3 Model)
Voltage Supply	8-32VDC (Driver Inc.)
Dimmable	Yes / PWM
Color Temp.	2700K-3000K-4000K-DW
Luminous Flux	125lm/Watt (Max.)
Light Source	High Power Led / CRI>80
Beam	Wide
Body Material	SS 316L
Body Finishes	PSS-SSS-G-MBR-RAL
IP Class	44 - 66

Dimensions			
	a	b	c
Model			
Sors-da-40	60mm	40mm	45mm
Sors-da-55	75mm	55mm	45mm
Sors-da-70	90mm	70mm	45mm



ceres



Technical Data	
Power	3W-6W-12W (3 Model)
Voltage Supply	3-45VDC (Driver Ext.)
Dimmable	Yes / PWM
Color Temp.	2700K-3000K-4000K
Luminous Flux	110lm/Watt (Max.)
Light Source	COB Led / CRI>90
Beam	15°-30°-60°
Body Material	SS 316L
Body Finishes	PSS-SSS-G-MBR-RAL
IP Class	44 - 66

Dimensions			
	a	b	c
Model			
Ceres-40	55mm	40mm	45mm
Ceres-60	75mm	60mm	50mm
Ceres-80	95mm	80mm	65mm




ceres-a



Technical Data	
Power	3W-6W-12W (3 Model)
Voltage Supply	3-45VDC (Driver Inc.)
Dimmable	Yes / PWM
Color Temp.	2700K-3000K-4000K
Luminous Flux	110lm/Watt (Max.)
Light Source	COB Led / CRI>90
Beam	15°-30°-60°
Body Material	SS 316L
Body Finishes	PSS-SSS-G-MBR-RAL
IP Class	44 - 66

Dimensions			
	a	b	c
Model			
Ceres-a-40	55mm	40mm	45mm
Ceres-a-60	75mm	60mm	50mm
Ceres-a-80	95mm	80mm	65mm



flora



Technical Data	
Power	3W-6W-12W (3 Model)
Voltage Supply	3-45VDC (Driver Inc.)
Dimmable	Yes / PWM
Color Temp.	2700K-3000K-4000K
Luminous Flux	110lm/Watt (Max.)
Light Source	COB Led / CRI>90
Beam	15°-30°-60°
Body Material	SS 316L
Body Finishes	PSS-SSS-G-MBR-RAL
IP Class	44 - 66

Dimensions			
	a	b	c
Model			
Flora-40	55mm	40mm	45mm
Flora-60	75mm	60mm	50mm
Flora-80	95mm	80mm	65mm



flora-a



Technical Data	
Power	3W-6W-12W (3 Model)
Voltage Supply	3-45VDC (Driver Inc.)
Dimmable	Yes / PWM
Color Temp.	2700K-3000K-4000K
Luminous Flux	110lm/Watt (Max.)
Light Source	COB Led / CRI>90
Beam	15°-30°-60°
Body Material	SS 316L
Body Finishes	PSS-SSS-G-MBR-RAL
IP Class	44 - 66

Dimensions			
	a	b	c
Model			
Flora-a-40	55mm	40mm	45mm
Flora-a-60	75mm	60mm	50mm
Flora-a-80	95mm	80mm	65mm

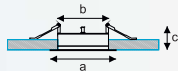


orion



Technical Data	
Power	3W-6W-12W (3 Model)
Voltage Supply	8-32VDC (Driver Inc.)
Dimmable	Yes / PWM
Color Temp.	2700K-3000K-4000K-DW+(RED)
Luminous Flux	125lm/Watt (Max.)
Light Source	High Power Led / CRI>80
Beam	Wide
Body Material	SS 316L - Aluminum
Body Finishes	PSS-SSS-G-MBR-RAL
IP Class	44 - 66

Dimensions



Model	a	b	c
Orion-50	65mm	50mm	35mm
Orion-70	85mm	70mm	35mm
Orion-80	95mm	80mm	35mm

Options Controls

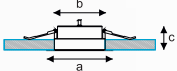


orion-a



Technical Data	
Power	3W-6W-12W (3 Model)
Voltage Supply	8-32VDC (Driver Inc.)
Dimmable	Yes / PWM
Color Temp.	2700K-3000K-4000K-DW+(RED)
Luminous Flux	125lm/Watt (Max.)
Light Source	High Power Led / CRI>80
Beam	Wide
Body Material	SS 316L - Aluminum
Body Finishes	PSS-SSS-G-MBR-RAL
IP Class	44 - 66

Dimensions



Model	a	b	c
Orion-a-50	70mm	50mm	35mm
Orion-a-70	90mm	70mm	35mm
Orion-a-80	100mm	80mm	35mm

Options Controls

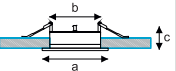


mars



Technical Data	
Power	3W-6W-12W (3 Model)
Voltage Supply	8-32VDC (Driver Inc.)
Dimmable	Yes / PWM
Color Temp.	2700K-3000K-4000K-DW+(RED)
Luminous Flux	125lm/Watt (Max.)
Light Source	High Power Led / CRI>80
Beam	Wide
Body Material	SS 316L - Aluminum
Body Finishes	PSS-SSS-G-MBR-RAL
IP Class	44 - 66

Dimensions



Model	a	b	c
Mars-50	65mm	50mm	35mm
Mars-70	85mm	70mm	35mm
Mars-80	95mm	80mm	35mm

Options Controls

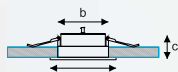


mars-a



Technical Data	
Power	3W-6W-12W (3 Model)
Voltage Supply	8-32VDC (Driver Inc.)
Dimmable	Yes / PWM
Color Temp.	2700K-3000K-4000K-DW+(RED)
Luminous Flux	125lm/Watt (Max.)
Light Source	High Power Led / CRI>80
Beam	Wide
Body Material	SS 316L - Aluminum
Body Finishes	PSS-SSS-G-MBR-RAL
IP Class	44 - 66

Dimensions



Model	a	b	c
Mars-a-50	70mm	50mm	35mm
Mars-a-70	90mm	70mm	35mm
Mars-a-80	100mm	80mm	35mm

Options Controls

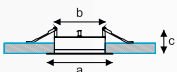


neptune



Technical Data	
Power	3W-6W-12W (3 Model)
Voltage Supply	8-32VDC (Driver Inc.)
Dimmable	Yes / PWM
Color Temp.	2700K-3000K-4000K-DW+(RED)
Luminous Flux	125lm/Watt (Max.)
Light Source	High Power Led / CRI>80
Beam	Wide
Body Material	SS 316L - Aluminum
Body Finishes	PSS-SSS-G-MBR-RAL
IP Class	44 - 66

Dimensions



Model	a	b	c
Neptune-50	65mm	50mm	35mm
Neptune-70	85mm	70mm	35mm
Neptune-80	95mm	80mm	35mm

Options Controls

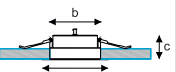


neptune-a



Technical Data	
Power	3W-6W-12W (3 Model)
Voltage Supply	8-32VDC (Driver Inc.)
Dimmable	Yes / PWM
Color Temp.	2700K-3000K-4000K-DW+(RED)
Luminous Flux	125lm/Watt (Max.)
Light Source	High Power Led / CRI>80
Beam	Wide
Body Material	SS 316L - Aluminum
Body Finishes	PSS-SSS-G-MBR-RAL
IP Class	44 - 66

Dimensions



Model	a	b	c
Neptune-a-50	70mm	50mm	35mm
Neptune-a-70	90mm	70mm	35mm
Neptune-a-80	100mm	80mm	35mm

Options Controls

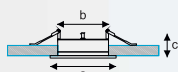


pluton



Technical Data	
Power	3W-6W-12W (3 Model)
Voltage Supply	8-32VDC (Driver Inc.)
Dimmable	Yes / PWM
Color Temp.	2700K-3000K-4000K-DW+(RED)
Luminous Flux	125lm/Watt (Max.)
Light Source	High Power Led / CRI>80
Beam	Wide
Body Material	SS 316L - Aluminum
Body Finishes	PSS-SSS-G-MBR-RAL
IP Class	44 - 66

Dimensions



Model	a	b	c
Pluton-50	65mm	50mm	35mm
Pluton-70	85mm	70mm	35mm
Pluton-80	95mm	80mm	35mm

Options Controls

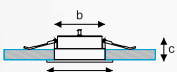


pluton-a



Technical Data	
Power	3W-6W-12W (3 Model)
Voltage Supply	8-32VDC (Driver Inc.)
Dimmable	Yes / PWM
Color Temp.	2700K-3000K-4000K-DW+(RED)
Luminous Flux	125lm/Watt (Max.)
Light Source	High Power Led / CRI>80
Beam	Wide
Body Material	SS 316L - Aluminum
Body Finishes	PSS-SSS-G-MBR-RAL
IP Class	44 - 66

Dimensions



Model	a	b	c
Pluton-a-50	70mm	50mm	35mm
Pluton-a-70	90mm	70mm	35mm
Pluton-a-80	100mm	80mm	35mm

Options Controls

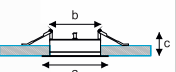


jupiter



Technical Data	
Power	3W-6W-12W (3 Model)
Voltage Supply	8-32VDC (Driver Inc.)
Dimmable	Yes / PWM
Color Temp.	2700K-3000K-4000K-DW+(RED)
Luminous Flux	125lm/Watt (Max.)
Light Source	High Power Led / CRI>80
Beam	Wide
Body Material	SS 316L - Aluminum
Body Finishes	PSS-SSS-G-MBR-RAL
IP Class	44 - 66

Dimensions



Model	a	b	c
Jupiter-50	65mm	50mm	35mm
Jupiter-70	85mm	70mm	35mm
Jupiter-80	95mm	80mm	35mm

Options Controls

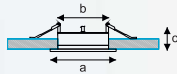


mercur



Technical Data	
Power	3W-6W-12W (3 Model)
Voltage Supply	8-32VDC (Driver Inc.)
Dimmable	Yes / PWM
Color Temp.	2700K-3000K-4000K-DW+(RED)
Luminous Flux	125lm/Watt (Max.)
Light Source	High Power Led / CRI>80
Beam	Wide
Body Material	SS 316L - Aluminum
Body Finishes	PSS-SSS-G-MBR-RAL
IP Class	44 - 66

Dimensions



Model	a	b	c
Mercur-50	65mm	50mm	45mm
Mercur-70	85mm	70mm	50mm
Mercur-80	95mm	80mm	65mm

Options Controls

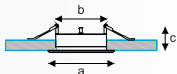


gloria



Technical Data	
Power	3W-6W-12W (3 Model)
Voltage Supply	8-32VDC (Driver Inc.)
Dimmable	Yes / PWM
Color Temp.	2700K-3000K-4000K-DW+(RED)
Luminous Flux	125lm/Watt (Max.)
Light Source	High Power Led / CRI>80
Beam	Wide
Body Material	SS 316L - Aluminum
Body Finishes	PSS-SSS-G-MBR-RAL
IP Class	44 - 66

Dimensions



Model	a	b	c
Gloria-40	55mm	40mm	45mm
Gloria-55	70mm	55mm	50mm
Gloria-70	85mm	70mm	65mm

Options Controls

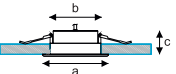


gloria-a



Technical Data	
Power	3W-6W-12W (3 Model)
Voltage Supply	8-32VDC (Driver Inc.)
Dimmable	Yes / PWM
Color Temp.	2700K-3000K-4000K-DW+(RED)
Luminous Flux	125lm/Watt (Max.)
Light Source	High Power Led / CRI>80
Beam	Wide
Body Material	SS 316L - Aluminum
Body Finishes	PSS-SSS-G-MBR-RAL
IP Class	44 - 66

Dimensions



Model	a	b	c
Gloria-a-50	65mm	50mm	45mm
Gloria-a-70	85mm	70mm	50mm
Gloria-a-80	95mm	80mm	65mm

Options Controls

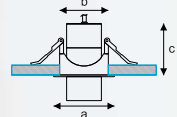


fortuna-ra



Technical Data	
Power	5W-8W-12W (3 Model)
Voltage Supply	3-45VDC (Driver Ext.)
Dimmable	Yes / PWM
Color Temp.	2700K-3000K-4000K
Luminous Flux	110lm/Watt (Max.)
Light Source	COB Led / CRI>80
Beam	15°-30°-60°
Body Material	SS 316L - Aluminum
Body Finishes	PSS-SSS-G-MBR-RAL
IP Class	44 - 66

Dimensions



Model	a	b	c
Fortuna-ra-40	55mm	40mm	45mm
Fortuna-ra-55	70mm	55mm	50mm
Fortuna-ra-70	85mm	70mm	65mm

Options Controls

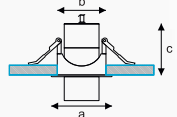


fortuna-sa



Technical Data	
Power	5W-8W-12W (3 Model)
Voltage Supply	3-45VDC (Driver Ext.)
Dimmable	Yes / PWM
Color Temp.	2700K-3000K-4000K
Luminous Flux	110lm/Watt (Max.)
Light Source	COB Led / CRI>80
Beam	15°-30°-60°
Body Material	SS 316L - Aluminum
Body Finishes	PSS-SSS-G-MBR-RAL
IP Class	44 - 66

Dimensions



Model	a	b	c
Fortuna-sa-40	55mm	40mm	45mm
Fortuna-sa-55	70mm	55mm	50mm
Fortuna-sa-70	85mm	70mm	65mm

Options Controls

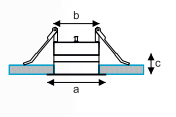


vulcan



Technical Data	
Power	3W-6W-12W (3 Model)
Voltage Supply	8-32VDC (Driver Inc.)
Dimmable	Yes / PWM
Color Temp.	2700K-3000K-4000K-DW+(RED)
Luminous Flux	125lm/Watt (Max.)
Light Source	High Power Led / CRI>80
Beam	Middle
Body Material	SS 316L - Aluminum
Body Finishes	PSS-SSS-G-MBR-RAL
IP Class	44 - 66

Dimensions



Model	a	b	c
Vulcan-40	55mm	40mm	45mm
Vulcan-55	70mm	55mm	50mm
Vulcan-70	85mm	70mm	65mm

Options Controls

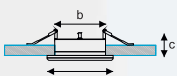


luna-r



Technical Data	
Power	3W-6W-12W (3 Model)
Voltage Supply	8-32VDC (Driver Inc.)
Dimmable	Yes / PWM
Color Temp.	2700K-3000K-4000K-DW-RGB
Luminous Flux	125lm/Watt (Max.)
Light Source	High Power Led / CRI>80
Beam	Wide
Body Material	Acrylic
Body Finishes	Opal (Clear / Frosted)
IP Class	44 - 66

Dimensions



Model	a	b	c
Luna-r-40	55mm	40mm	45mm
Luna-r-55	70mm	55mm	50mm
Luna-r-70	85mm	70mm	65mm

Options Controls

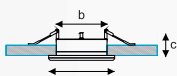


luna-s



Technical Data	
Power	3W-6W-12W (3 Model)
Voltage Supply	8-32VDC (Driver Inc.)
Dimmable	Yes / PWM
Color Temp.	2700K-3000K-4000K-DW-RGB
Luminous Flux	125lm/Watt (Max.)
Light Source	High Power Led / CRI>80
Beam	Wide
Body Material	Acrylic
Body Finishes	Opal (Clear / Frosted)
IP Class	44 - 66

Dimensions



Model	a	b	c
Luna-s-40	55mm	40mm	45mm
Luna-s-55	70mm	55mm	50mm
Luna-s-70	85mm	70mm	65mm

Options Controls





decorative

pales-1



Technical Data	
Power	6W
Voltage Supply	3-45VDC (Driver Ext.)
Dimmable	Yes / PWM
Color Temp.	2700K-3000K-4000K
Luminous Flux	110lm/Watt (Max.)
Light Source	COB Led / CRI>80
Beam	15°-30°-60°
Body Material	SS 316L
Body Finishes	PSS-SSS-G-MBR-RAL
IP Class	44

Dimensions



Model	a	b	c
Pales-1	100mm	80mm	45mm

Options Controls

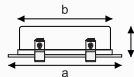


pales-2



Technical Data	
Power	6Wx2
Voltage Supply	3-45VDC (Driver Ext.)
Dimmable	Yes / PWM
Color Temp.	2700K-3000K-4000K
Luminous Flux	110lm/Watt (Max.)
Light Source	COB Led / CRI>80
Beam	15°-30°-60°
Body Material	SS 316L
Body Finishes	PSS-SSS-G-MBR-RAL
IP Class	44

Dimensions



Model	a	b	c
Pales-2	175mm	155mm	45mm

Options Controls

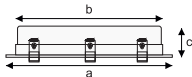


pales-3



Technical Data	
Power	6Wx3
Voltage Supply	3-45VDC (Driver Ext.)
Dimmable	Yes / PWM
Color Temp.	2700K-3000K-4000K
Luminous Flux	110lm/Watt (Max.)
Light Source	COB Led / CRI>80
Beam	15°-30°-60°
Body Material	SS 316L
Body Finishes	PSS-SSS-G-MBR-RAL
IP Class	44

Dimensions



Model	a	b	c
Pales-3	250mm	230mm	45mm

Options Controls

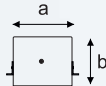


penates-1



Technical Data	
Power	6W
Voltage Supply	3-45VDC (Driver Ext.)
Dimmable	Yes / PWM
Color Temp.	2700K-3000K-4000K
Luminous Flux	110lm/Watt (Max.)
Light Source	COB Led / CRI>80
Beam	15°-30°-60°
Body Material	SS 316L
Body Finishes	PSS-SSS-G-MBR-RAL
IP Class	44

Dimensions



Model	a	b
Penates-1	77mm	77mm

Options Controls

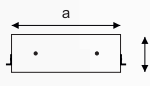


penates-2



Technical Data	
Power	6Wx2
Voltage Supply	3-45VDC (Driver Ext.)
Dimmable	Yes / PWM
Color Temp.	2700K-3000K-4000K
Luminous Flux	110lm/Watt (Max.)
Light Source	COB Led / CRI>80
Beam	15°-30°-60°
Body Material	SS 316L
Body Finishes	PSS-SSS-G-MBR-RAL
IP Class	44

Dimensions



Model	a	b
Penates-2	152mm	77mm

Options Controls

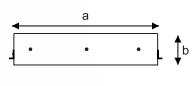


penates-3



Technical Data	
Power	6Wx3
Voltage Supply	3-45VDC (Driver Ext.)
Dimmable	Yes / PWM
Color Temp.	2700K-3000K-4000K
Luminous Flux	110lm/Watt (Max.)
Light Source	COB Led / CRI>80
Beam	15°-30°-60°
Body Material	SS 316L
Body Finishes	PSS-SSS-G-MBR-RAL
IP Class	44

Dimensions



Model	a	b
Penates-3	227mm	77mm

Options Controls

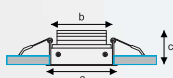


nox-3



Technical Data	
Power	3W
Voltage Supply	10-32VDC (Driver Ext.)
Dimmable	Yes / PWM
Color Temp.	2700K-3000K-4000K
Luminous Flux	125lm/Watt (Max.)
Light Source	High Power Led / CRI>80
Beam	Middle
Body Material	Aluminum
Body Finishes	RAL
IP Class	44

Dimensions



Model	a	b	c
Nox-3	45mm	35mm	45mm

Options Controls

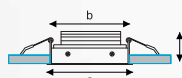


nox-4



Technical Data	
Power	6W
Voltage Supply	12-32VDC (Driver Ext.)
Dimmable	Yes / PWM
Color Temp.	2700K-3000K-4000K
Luminous Flux	125lm/Watt (Max.)
Light Source	High Power Led / CRI>80
Beam	Middle
Body Material	Aluminum
Body Finishes	RAL
IP Class	44

Dimensions



Model	a	b	c
Nox-4	45mm	35mm	45mm

Options Controls

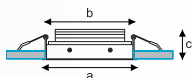


nox-5



Technical Data	
Power	12W
Voltage Supply	18-32VDC (Driver Ext.)
Dimmable	Yes / PWM
Color Temp.	2700K-3000K-4000K
Luminous Flux	125lm/Watt (Max.)
Light Source	High Power Led / CRI>80
Beam	Middle
Body Material	Aluminum
Body Finishes	RAL
IP Class	44

Dimensions



Model	a	b	c
Nox-5	45mm	35mm	45mm

Options Controls

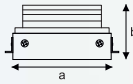


nox-f3



Technical Data	
Power	3W
Voltage Supply	10-32VDC (Driver Ext.)
Dimmable	Yes / PWM
Color Temp.	2700K-3000K-4000K
Luminous Flux	125lm/Watt (Max.)
Light Source	High Power Led / CRI>80
Beam	Middle
Body Material	Aluminum
Body Finishes	RAL
IP Class	44

Dimensions



Model	a	b	c
Nox-f3	37mm	97mm	45mm

Options Controls

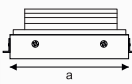


nox-f4



Technical Data	
Power	6W
Voltage Supply	12-32VDC (Driver Ext.)
Dimmable	Yes / PWM
Color Temp.	2700K-3000K-4000K
Luminous Flux	125lm/Watt (Max.)
Light Source	High Power Led / CRI>80
Beam	Middle
Body Material	Aluminum
Body Finishes	RAL
IP Class	44

Dimensions



Model	a	b	c
Nox-f4	37mm	117mm	45mm

Options Controls

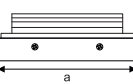


nox-f5



Technical Data	
Power	12W
Voltage Supply	18-32VDC (Driver Ext.)
Dimmable	Yes / PWM
Color Temp.	2700K-3000K-4000K
Luminous Flux	125lm/Watt (Max.)
Light Source	High Power Led / CRI>80
Beam	Middle
Body Material	Aluminum
Body Finishes	RAL
IP Class	44

Dimensions



Model	a	b	c
Nox-f5	37mm	137mm	45mm

Options Controls

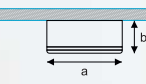


seginus



Technical Data	
Power	3W-6W-12W (3 Model)
Voltage Supply	8-32VDC (Driver Inc.)
Dimmable	Yes / PWM
Color Temp.	2700K-3000K-4000K-DW-RGB
Luminous Flux	125lm/Watt (Max.)
Light Source	High Power Led / CRI>80
Beam	Wide
Body Material	SS 316L - Aluminum
Body Finishes	PSS-SSS-G-MBR-RAL
IP Class	44 - 66

Dimensions



Model	a	b
Seginus-60	60mm	25mm
Seginus-90	90mm	35mm
Seginus-110	110mm	45mm

Options Controls

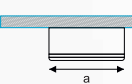


venus



Technical Data	
Power	3W-6W-12W (3 Model)
Voltage Supply	8-32VDC (Driver Inc.)
Dimmable	Yes / PWM
Color Temp.	2700K-3000K-4000K-DW-RGB
Luminous Flux	125lm/Watt (Max.)
Light Source	High Power Led / CRI>80
Beam	Wide
Body Material	SS 316L - Aluminum
Body Finishes	PSS-SSS-G-MBR-RAL
IP Class	44 - 66

Dimensions



Model	a	b
Venus-60	60mm	25mm
Venus-90	90mm	35mm
Venus-110	110mm	45mm

Options Controls

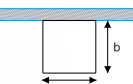


rumina



Technical Data	
Power	3W-6W-12W (3 Model)
Voltage Supply	8-32VDC (Driver Inc.)
Dimmable	Yes / PWM
Color Temp.	2700K-3000K-4000K
Luminous Flux	125lm/Watt (Max.)
Light Source	High Power Led / CRI>80
Beam	Middle
Body Material	SS 316L - Aluminum
Body Finishes	PSS-SSS-G-MBR-RAL
IP Class	44 - 66

Dimensions



Model	a	b
Rumina-40	40mm	60mm
Rumina-60	60mm	80mm
Rumina-80	80mm	100mm

Options Controls

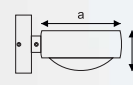


alfa-1



Technical Data	
Power	6W
Voltage Supply	18-32VDC (Driver Ext.)
Dimmable	Yes / PWM
Color Temp.	2700K-3000K-4000K
Luminous Flux	125lm/Watt (Max.)
Light Source	High Power Led / CRI>80
Beam	130°
Body Material	SS 316L - Aluminum
Body Finishes	PSS-SSS-G-MBR-RAL
IP Class	44-66

Dimensions



Model	a	b
Alfa-1	100mm	85mm

Options Controls

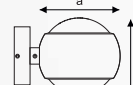


alfa-2



Technical Data	
Power	12W
Voltage Supply	18-32VDC (Driver Ext.)
Dimmable	Yes / PWM
Color Temp.	2700K-3000K-4000K
Luminous Flux	125lm/Watt (Max.)
Light Source	High Power Led / CRI>80
Beam	130°
Body Material	SS 316L - Aluminum
Body Finishes	PSS-SSS-G-MBR-RAL
IP Class	44-66

Dimensions



Model	a	b
Alfa-2	100mm	100mm

Options Controls

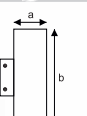


astra



Technical Data	
Power	4W-8W-12W (3 Model)
Voltage Supply	3-45VDC (Driver Inc.)
Dimmable	Yes / PWM
Color Temp.	2700K-3000K-4000K-6500K
Luminous Flux	110lm/Watt (Max.)
Light Source	COB Led / CRI>90
Beam	45°
Body Material	SS 316L - Aluminum
Body Finishes	PSS-SSS-G-MBR-RAL
IP Class	66

Dimensions



Model	a	b
Astra-50	50mm	100mm
Astra-70	70mm	100mm
Astra-90	90mm	120mm

Options Controls



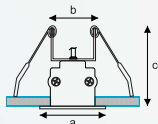
mena-17



Technical Data

Power	15W / mt.
Voltage Supply	12VDC - 24VDC
Dimmable	Yes / PWM
Color Temp.	2700K-3000K-4000K-DW
Luminous Flux	125lm/Watt (Max.)
Light Source	Mid. Power Led / CRI>90
Beam	Wide
Body Material	Aluminum
Body Finishes	RAL
IP Class	44 - 66

Dimensions



Model	a	b	c
Mena-17	38mm	20mm	40mm

Options Controls



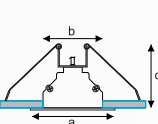
mena-35



Technical Data

Power	25W / mt.
Voltage Supply	12VDC - 24VDC
Dimmable	Yes / PWM
Color Temp.	2700K-3000K-4000K-DW
Luminous Flux	125lm/Watt (Max.)
Light Source	Mid. Power Led / CRI>90
Beam	Wide
Body Material	Aluminum
Body Finishes	RAL
IP Class	44 - 66

Dimensions



Model	a	b	c
Mena-35	50mm	35mm	45mm

Options Controls



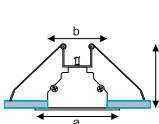
mena-50



Technical Data

Power	42W / mt.
Voltage Supply	12VDC - 24VDC
Dimmable	Yes / PWM
Color Temp.	2700K-3000K-4000K-DW
Luminous Flux	125lm/Watt (Max.)
Light Source	Mid. Power Led / CRI>90
Beam	Wide
Body Material	Aluminum
Body Finishes	RAL
IP Class	44 - 66

Dimensions



Model	a	b	c
Mena-50	75mm	50mm	55mm

Options Controls



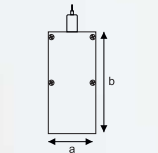
mena-35



Technical Data

Power	20W / mt.
Voltage Supply	12VDC - 24VDC
Dimmable	Yes / PWM
Color Temp.	2700K-3000K-4000K-DW
Luminous Flux	125lm/Watt (Max.)
Light Source	Mid. Power Led / CRI>90
Beam	Wide
Body Material	Aluminum
Body Finishes	RAL
IP Class	44 - 66

Dimensions



Model	a	b
Mena-35	35mm	70mm

Options Controls





outdoor

delta-s



Technical Data	
Power	2W
Voltage Supply	3-45VDC (Driver Inc.)
Dimmable	Yes / PWM
Color Temp.	2700K-3000K-4000K
Luminous Flux	110lm/Watt (Max.)
Light Source	COB Led / CRI>90
Beam	45°
Body Material	SS 316L
Body Finishes	PSS-SSS-G-MBR-RAL
IP Class	66

Dimensions



Model	a	b
Delta-S	40mm	32mm

Options Controls

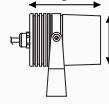


delta-m



Technical Data	
Power	5W
Voltage Supply	3-45VDC (Driver Inc.)
Dimmable	Yes / PWM
Color Temp.	2700K-3000K-4000K
Luminous Flux	110lm/Watt (Max.)
Light Source	COB Led / CRI>90
Beam	45°
Body Material	SS 316L
Body Finishes	PSS-SSS-G-MBR-RAL
IP Class	66

Dimensions



Model	a	b
Delta-M	60mm	45mm

Options Controls

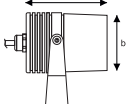


delta-l



Technical Data	
Power	10W
Voltage Supply	3-45VDC (Driver Inc.)
Dimmable	Yes / PWM
Color Temp.	2700K-3000K-4000K
Luminous Flux	110lm/Watt (Max.)
Light Source	COB Led / CRI>90
Beam	45°
Body Material	SS 316L
Body Finishes	PSS-SSS-G-MBR-RAL
IP Class	66

Dimensions



Model	a	b
Delta-L	80mm	65mm

Options Controls

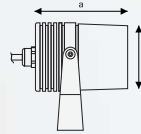


delta-xl



Technical Data	
Power	15W
Voltage Supply	3-45VDC (Driver Inc.)
Dimmable	Yes / PWM
Color Temp.	2700K-3000K-4000K
Luminous Flux	110lm/Watt (Max.)
Light Source	COB Led / CRI>90
Beam	45°
Body Material	SS 316L
Body Finishes	PSS-SSS-G-MBR-RAL
IP Class	66

Dimensions



Model	a	b
Delta-XL	90mm	75mm

Options Controls



atlantis



Technical Data	
Power	10W-20W (2 Model)
Voltage Supply	3-45VDC (Driver Ext.)
Dimmable	Yes / PWM
Color Temp.	2700K-3000K-4000K-6500K-RGB
Luminous Flux	110lm/Watt (Max.)
Light Source	COB Led / CRI>90
Beam	90°
Body Material	SS 316L
Body Finishes	PSS-SSS-G-MBR-RAL
IP Class	66

Dimensions



Model	a	b
Atlantis	93mm	90mm

Options Controls

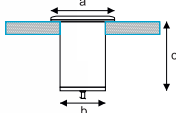


atlas-s



Technical Data	
Power	3W-6W (2 Model)
Voltage Supply	8-32VDC (Driver Inc.)
Dimmable	Yes / PWM
Color Temp.	2700K-3000K-4000K-DW-RGB
Luminous Flux	125lm/Watt (Max.)
Light Source	High Power Led / CRI>80
Beam	Ultra Wide
Body Material	SS 316L
Body Finishes	PSS-SSS-G-MBR-RAL
IP Class	66

Dimensions



Model	a	b	c
Atlas-s	100mm	70mm	80mm

Options Controls

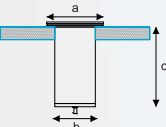


atlas-m



Technical Data	
Power	3W-6W (Model)
Voltage Supply	8-32VDC (Driver Inc.)
Dimmable	Yes / PWM
Color Temp.	2700K-3000K-4000K-DW-RGB
Luminous Flux	125lm/Watt (Max.)
Light Source	High Power Led / CRI>80
Beam	Ultra Wide
Body Material	SS 316L
Body Finishes	PSS-SSS-G-MBR-RAL
IP Class	66

Dimensions



Model	a	b	c
Atlas-m	100mm	70mm	120mm

Options Controls

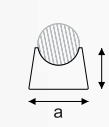


fauna-v



Technical Data	
Power	6W
Voltage Supply	3-45VDC (Driver Ext.)
Dimmable	Yes / PWM
Color Temp.	2700K-3000K-4000K
Luminous Flux	110lm/Watt (Max.)
Light Source	COB Led / CRI>80
Beam	60°-110°
Body Material	SS 316L
Body Finishes	PSS-SSS-G-MBR-RAL
IP Class	66

Dimensions



Model	a	b
Fauna-v	60mm	35mm

Options Controls

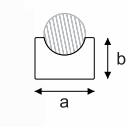


fauna



Technical Data	
Power	6W
Voltage Supply	3-45VDC (Driver Ext.)
Dimmable	Yes / PWM
Color Temp.	2700K-3000K-4000K
Luminous Flux	110lm/Watt (Max.)
Light Source	COB Led / CRI>80
Beam	60°-110°
Body Material	SS 316L
Body Finishes	PSS-SSS-G-MBR-RAL
IP Class	66

Dimensions



Model	a	b
Fauna	50mm	35mm

Options Controls

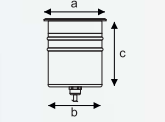


leo-r



Technical Data	
Power	4W-8W-12W (3 Model)
Voltage Supply	3-45VDC (Driver Inc.)
Dimmable	Yes / PWM
Color Temp.	2700K-3000K-4000K-6500K
Luminous Flux	110lm/Watt (Max.)
Light Source	COB Led / CRI>90
Beam	36°
Body Material	SS 316L
Body Finishes	PSS-SSS-G-MBR-RAL
IP Class	66

Dimensions



Model	a	b	c
Leo-R-50	50mm	40mm	65mm
Leo-R-70	70mm	60mm	90mm
Leo-R-90	90mm	80mm	90mm

Options Controls

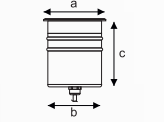


leo-s



Technical Data	
Power	4W-8W-12W (3 Model)
Voltage Supply	3-45VDC (Driver Inc.)
Dimmable	Yes / PWM
Color Temp.	2700K-3000K-4000K-6500K
Luminous Flux	110lm/Watt (Max.)
Light Source	COB Led / CRI>90
Beam	36°
Body Material	SS 316L
Body Finishes	PSS-SSS-G-MBR-RAL
IP Class	66

Dimensions



Model	a	b	c
Leo-S-50	50mm	40mm	65mm
Leo-S-70	70mm	60mm	90mm
Leo-S-90	90mm	80mm	90mm

Options Controls

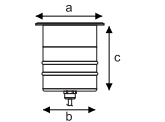


nero



Technical Data	
Power	5W-10W (2 Model)
Voltage Supply	3-45VDC (Driver Inc.)
Dimmable	Yes / PWM
Color Temp.	2700K-3000K-4000K-6500K
Luminous Flux	110lm/Watt (Max.)
Light Source	COB Led / CRI>90
Beam	45°
Body Material	SS 316L
Body Finishes	PSS-SSS-G-MBR-RAL
IP Class	66

Dimensions



Model	a	b	c
Nero-50	65mm	50mm	45mm
Nero-60	85mm	70mm	55mm

Options Controls

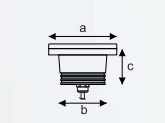


boa



Technical Data	
Power	6W-12W (2 Model)
Voltage Supply	18-32VDC (Driver Inc.)
Dimmable	Yes / PWM
Color Temp.	2700K-3000K-4000K-6500K
Luminous Flux	125lm/Watt (Max.)
Light Source	High Power Led / CRI>80
Beam	60°
Body Material	SS 316L
Body Finishes	PSS-SSS-G-MBR-RAL
IP Class	66

Dimensions



Model	a	b	c
Nero-50	80mm	50mm	55mm
Nero-70	100mm	70mm	55mm

Options Controls





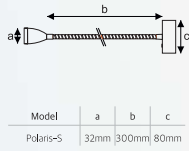
reading light

polaris-s



Technical Data	
Power	2W
Voltage Supply	3-32VDC (Driver Inc.)
Dimmable	Yes / PWM
Color Temp.	2700K-3000K-4000K
Luminous Flux	125lm/Watt (Max.)
Light Source	High Power Led / CRI>80
Beam	45°
Body Material	SS 316L - Aluminum
Body Finishes	PSS-SSS-G-MBR-RAL
IP Class	44

Dimensions



Model	a	b	c
Polaris-S	32mm	300mm	80mm

Options Controls

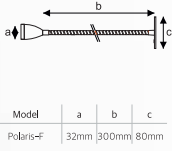


polaris-f



Technical Data	
Power	2W
Voltage Supply	3-32VDC (Driver Inc.)
Dimmable	Yes / PWM
Color Temp.	2700K-3000K-4000K
Luminous Flux	125lm/Watt (Max.)
Light Source	High Power Led / CRI>80
Beam	45°
Body Material	SS 316L - Aluminum
Body Finishes	PSS-SSS-G-MBR-RAL
IP Class	44

Dimensions



Model	a	b	c
Polaris-F	32mm	300mm	80mm

Options Controls

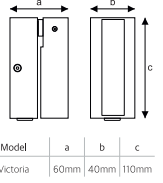


victoria



Technical Data	
Power	2W
Voltage Supply	3-32VDC (Driver Inc.)
Dimmable	Yes / PWM
Color Temp.	2700K-3000K-4000K
Luminous Flux	125lm/Watt (Max.)
Light Source	High Power Led / CRI>80
Beam	45°
Body Material	SS 316L - Aluminum
Body Finishes	PSS-SSS-G-MBR-RAL
IP Class	44

Dimensions



Model	a	b	c
Victoria	60mm	40mm	110mm

Options Controls

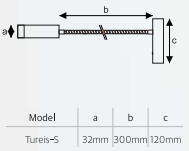


tureis-s



Technical Data	
Power	2W
Voltage Supply	3-32VDC (Driver Inc.)
Dimmable	Yes / PWM
Color Temp.	2700K-3000K-4000K
Luminous Flux	125lm/Watt (Max.)
Light Source	High Power Led / CRI>80
Beam	45°
Body Material	SS 316L - Aluminum
Body Finishes	PSS-SSS-G-MBR-RAL
IP Class	44

Dimensions



Model	a	b	c
Tureis-S	32mm	300mm	120mm

Options Controls

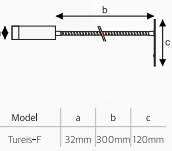


tureis-f



Technical Data	
Power	2W
Voltage Supply	3-32VDC (Driver Inc.)
Dimmable	Yes / PWM
Color Temp.	2700K-3000K-4000K
Luminous Flux	125lm/Watt (Max.)
Light Source	High Power Led / CRI>80
Beam	45°
Body Material	SS 316L - Aluminum
Body Finishes	PSS-SSS-G-MBR-RAL
IP Class	44

Dimensions



Model	a	b	c
Tureis-F	32mm	300mm	120mm

Options Controls

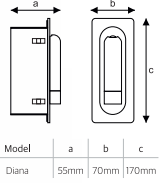


diana



Technical Data	
Power	2W
Voltage Supply	3-32VDC (Driver Inc.)
Dimmable	Yes / PWM
Color Temp.	2700K-3000K-4000K
Luminous Flux	125lm/Watt (Max.)
Light Source	High Power Led / CRI>80
Beam	45°
Body Material	SS 316L - Aluminum
Body Finishes	PSS-SSS-G-MBR-RAL
IP Class	44

Dimensions



Model	a	b	c
Diana	55mm	70mm	170mm

Options Controls

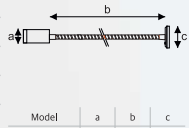


vegis-m



Technical Data	
Power	2W
Voltage Supply	3-32VDC (Driver Inc.)
Dimmable	Yes / PWM
Color Temp.	2700K-3000K-4000K
Luminous Flux	125lm/Watt (Max.)
Light Source	High Power Led / CRI>80
Beam	45°
Body Material	SS 316L - Aluminum
Body Finishes	PSS-SSS-G-MBR-RAL
IP Class	44

Dimensions



Model	a	b	c
Vegis-M	30mm	300mm	60mm

Options Controls

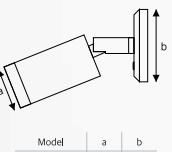


vegis-s



Technical Data	
Power	2W
Voltage Supply	3-32VDC (Driver Inc.)
Dimmable	Yes / PWM
Color Temp.	2700K-3000K-4000K
Luminous Flux	125lm/Watt (Max.)
Light Source	High Power Led / CRI>80
Beam	45°
Body Material	SS 316L - Aluminum
Body Finishes	PSS-SSS-G-MBR-RAL
IP Class	44

Dimensions



Model	a	b
Vegis-S	30mm	60mm

Options Controls

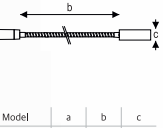


iris-m



Technical Data	
Power	2W
Voltage Supply	3-32VDC (Driver Inc.)
Dimmable	Yes / PWM
Color Temp.	2700K-3000K-4000K
Luminous Flux	125lm/Watt (Max.)
Light Source	High Power Led / CRI>80
Beam	45°
Body Material	SS 316L - Aluminum
Body Finishes	PSS-SSS-G-MBR-RAL
IP Class	44

Dimensions



Model	a	b	c
Iris-M	28mm	70mm	28mm

Options Controls



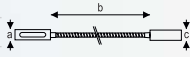
iris-s



Technical Data

Power	2W
Voltage Supply	3-32VDC (Driver Inc.)
Dimmable	Yes / PWM
Color Temp.	2700K-3000K-4000K
Luminous Flux	125lm/Watt (Max.)
Light Source	High Power Led / CRI>80
Beam	45°
Body Material	SS 316L - Aluminum
Body Finishes	PSS-SSS-G-MBR-RAL
IP Class	44

Dimensions



Model	a	b	c
Iris-S	28mm	300mm	28mm

Options Controls

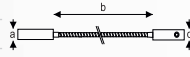
nemesis-m



Technical Data

Power	2W
Voltage Supply	3-32VDC (Driver Inc.)
Dimmable	Yes / PWM
Color Temp.	2700K-3000K-4000K
Luminous Flux	125lm/Watt (Max.)
Light Source	High Power Led / CRI>80
Beam	45°
Body Material	SS 316L - Aluminum
Body Finishes	PSS-SSS-G-MBR-RAL
IP Class	44

Dimensions



Model	a	b	c
Nemesis-M	28mm	70mm	28mm

Options Controls

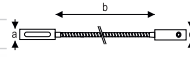
nemesis-s



Technical Data

Power	2W
Voltage Supply	3-32VDC (Driver Inc.)
Dimmable	Yes / PWM
Color Temp.	2700K-3000K-4000K
Luminous Flux	125lm/Watt (Max.)
Light Source	High Power Led / CRI>80
Beam	45°
Body Material	SS 316L - Aluminum
Body Finishes	PSS-SSS-G-MBR-RAL
IP Class	44

Dimensions



Model	a	b	c
Nemesis-S	28mm	70mm	28mm

Options Controls

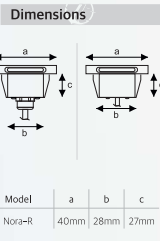


courtesy light

nora-r



Technical Data	
Power	2W
Voltage Supply	3-32VDC (Driver Inc.)
Dimmable	Yes / PWM
Color Temp.	2700K-3000K-4000K
Luminous Flux	125lm/Watt (Max.)
Light Source	High Power Led / CRI>80
Beam	110°
Body Material	SS 316L - Aluminum
Body Finishes	PSS-SSS-G-MBR-RAL
IP Class	44-66

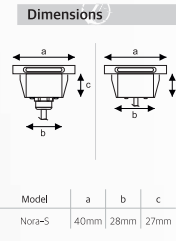


Options **Controls**

nora-s



Technical Data	
Power	2W
Voltage Supply	3-32VDC (Driver Inc.)
Dimmable	Yes / PWM
Color Temp.	2700K-3000K-4000K
Luminous Flux	125lm/Watt (Max.)
Light Source	High Power Led / CRI>80
Beam	110°
Body Material	SS 316L - Aluminum
Body Finishes	PSS-SSS-G-MBR-RAL
IP Class	44-66

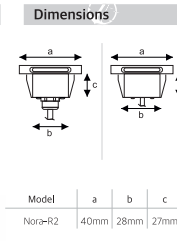


Options **Controls**

nora-r2



Technical Data	
Power	2W
Voltage Supply	3-32VDC (Driver Inc.)
Dimmable	Yes / PWM
Color Temp.	2700K-3000K-4000K
Luminous Flux	125lm/Watt (Max.)
Light Source	High Power Led / CRI>80
Beam	2x110°
Body Material	SS 316L - Aluminum
Body Finishes	PSS-SSS-G-MBR-RAL
IP Class	44-66

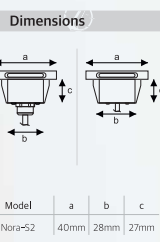


Options **Controls**

nora-s2



Technical Data	
Power	2W
Voltage Supply	3-32VDC (Driver Inc.)
Dimmable	Yes / PWM
Color Temp.	2700K-3000K-4000K
Luminous Flux	125lm/Watt (Max.)
Light Source	High Power Led / CRI>80
Beam	2x110°
Body Material	SS 316L - Aluminum
Body Finishes	PSS-SSS-G-MBR-RAL
IP Class	44-66

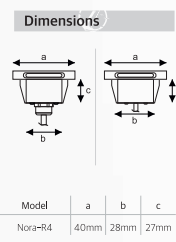


Options **Controls**

nora-r4




Technical Data	
Power	2W
Voltage Supply	3-32VDC (Driver Inc.)
Dimmable	Yes / PWM
Color Temp.	2700K-3000K-4000K
Luminous Flux	125lm/Watt (Max.)
Light Source	High Power Led / CRI>80
Beam	4x60°
Body Material	SS 316L - Aluminum
Body Finishes	PSS-SSS-G-MBR-RAL
IP Class	44-66

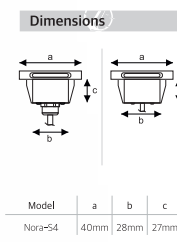


Options **Controls**

nora-s4



Technical Data	
Power	2W
Voltage Supply	3-32VDC (Driver Inc.)
Dimmable	Yes / PWM
Color Temp.	2700K-3000K-4000K
Luminous Flux	125lm/Watt (Max.)
Light Source	High Power Led / CRI>80
Beam	4x60°
Body Material	SS 316L - Aluminum
Body Finishes	PSS-SSS-G-MBR-RAL
IP Class	44-66

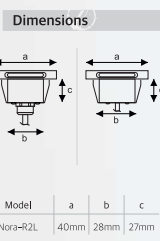


Options **Controls**

nora-r2L



Technical Data	
Power	2W
Voltage Supply	3-32VDC (Driver Inc.)
Dimmable	Yes / PWM
Color Temp.	2700K-3000K-4000K
Luminous Flux	125lm/Watt (Max.)
Light Source	High Power Led / CRI>80
Beam	15° - 110°
Body Material	SS 316L - Aluminum
Body Finishes	PSS-SSS-G-MBR-RAL
IP Class	44-66

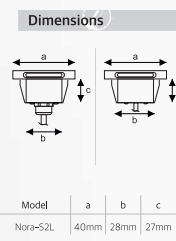


Options **Controls**

nora-s2L



Technical Data	
Power	2W
Voltage Supply	3-32VDC (Driver Inc.)
Dimmable	Yes / PWM
Color Temp.	2700K-3000K-4000K
Luminous Flux	125lm/Watt (Max.)
Light Source	High Power Led / CRI>80
Beam	15° - 110°
Body Material	SS 316L - Aluminum
Body Finishes	PSS-SSS-G-MBR-RAL
IP Class	44-66

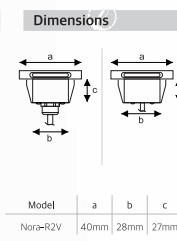


Options **Controls**

nora-r2V



Technical Data	
Power	2W
Voltage Supply	3-32VDC (Driver Inc.)
Dimmable	Yes / PWM
Color Temp.	2700K-3000K-4000K
Luminous Flux	125lm/Watt (Max.)
Light Source	High Power Led / CRI>80
Beam	2x60°
Body Material	SS 316L - Aluminum
Body Finishes	PSS-SSS-G-MBR-RAL
IP Class	44-66



Options **Controls**

rigel-r



Technical Data	
Power	2W
Voltage Supply	3-32VDC (Driver Inc.)
Dimmable	Yes / PWM
Color Temp.	2700K-3000K-4000K
Luminous Flux	125lm/Watt (Max.)
Light Source	High Power Led / CRI>80
Beam	45°
Body Material	SS 316L - Aluminum
Body Finishes	PSS-SSS-G-MBR-RAL
IP Class	44

Dimensions



Model	a	b	c
Rigel-R	30mm	20mm	30mm

Options Controls



rigel-s



Technical Data	
Power	2W
Voltage Supply	3-32VDC (Driver Inc.)
Dimmable	Yes / PWM
Color Temp.	2700K-3000K-4000K
Luminous Flux	125lm/Watt (Max.)
Light Source	High Power Led / CRI>80
Beam	45°
Body Material	SS 316L - Aluminum
Body Finishes	PSS-SSS-G-MBR-RAL
IP Class	44

Dimensions



Model	a	b	c
Rigel-S	30mm	20mm	30mm

Options Controls



carna-r



Technical Data	
Power	1W
Voltage Supply	3-32VDC (Driver Ext.)
Dimmable	Yes / PWM
Color Temp.	2700K-3000K-4000K
Luminous Flux	125lm/Watt (Max.)
Light Source	High Power Led / CRI>80
Beam	Wide
Body Material	SS 316L - Aluminum
Body Finishes	PSS-SSS-G-MBR-RAL
IP Class	44

Dimensions



Model	a	b	c
Carna-R	20mm	12mm	20mm

Options Controls



carna-s



Technical Data	
Power	1W
Voltage Supply	3-32VDC (Driver Ext.)
Dimmable	Yes / PWM
Color Temp.	2700K-3000K-4000K
Luminous Flux	125lm/Watt (Max.)
Light Source	High Power Led / CRI>80
Beam	Wide
Body Material	SS 316L - Aluminum
Body Finishes	PSS-SSS-G-MBR-RAL
IP Class	44

Dimensions



Model	a	b	c
Carna-S	20mm	12mm	20mm

Options Controls



vega-r



Technical Data	
Power	2W
Voltage Supply	3-32VDC (Driver Inc.)
Dimmable	Yes / PWM
Color Temp.	2700K-3000K-4000K
Luminous Flux	125lm/Watt (Max.)
Light Source	High Power Led / CRI>80
Beam	45°
Body Material	SS 316L - Aluminum
Body Finishes	PSS-SSS-G-MBR-RAL
IP Class	44

Dimensions



Model	a	b	c
Vega-R	30mm	20mm	30mm

Options Controls



vega-s



Technical Data	
Power	2W
Voltage Supply	3-32VDC (Driver Inc.)
Dimmable	Yes / PWM
Color Temp.	2700K-3000K-4000K
Luminous Flux	125lm/Watt (Max.)
Light Source	High Power Led / CRI>80
Beam	45°
Body Material	SS 316L - Aluminum
Body Finishes	PSS-SSS-G-MBR-RAL
IP Class	44

Dimensions



Model	a	b	c
Vega-S	30mm	20mm	30mm

Options Controls

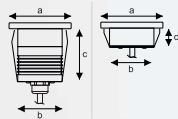


vera-r



Technical Data	
Power	2W
Voltage Supply	3-32VDC (Driver Inc.)
Dimmable	Yes / PWM
Color Temp.	2700K-3000K-4000K
Luminous Flux	125lm/Watt (Max.)
Light Source	High Power Led / CRI>80
Beam	45°
Body Material	SS 316L - Aluminum
Body Finishes	PSS-SSS-G-MBR-RAL
IP Class	44-66

Dimensions



Model	a	b	c
Vera-R-IP44	40mm	30mm	14mm
Vera-R-IP66	40mm	30mm	40mm

Options Controls

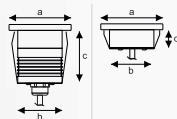


vera-s



Technical Data	
Power	2W
Voltage Supply	3-32VDC (Driver Inc.)
Dimmable	Yes / PWM
Color Temp.	2700K-3000K-4000K
Luminous Flux	125lm/Watt (Max.)
Light Source	High Power Led / CRI>80
Beam	45°
Body Material	SS 316L - Aluminum
Body Finishes	PSS-SSS-G-MBR-RAL
IP Class	44-66

Dimensions



Model	a	b	c
Vera-S-IP44	40mm	30mm	14mm
Vera-S-IP66	40mm	30mm	40mm

Options Controls

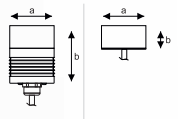


mira



Technical Data	
Power	2W
Voltage Supply	3-32VDC (Driver Inc.)
Dimmable	Yes / PWM
Color Temp.	2700K-3000K-4000K
Luminous Flux	125lm/Watt (Max.)
Light Source	High Power Led / CRI>80
Beam	45°
Body Material	SS 316L - Aluminum
Body Finishes	PSS-SSS-G-MBR-RAL
IP Class	44-66

Dimensions



Model	a	b
Mira-IP44	40mm	14mm
Mira-IP66	40mm	40mm

Options Controls

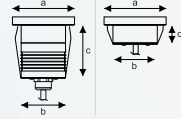


star-r



Technical Data	
Power	2W
Voltage Supply	3-32VDC (Driver Inc.)
Dimmable	Yes / PWM
Color Temp.	2700K-3000K-4000K
Luminous Flux	125lm/Watt (Max.)
Light Source	High Power Led / CRI>80
Beam	45°
Body Material	Acrylic
Body Finishes	White
IP Class	44-66

Dimensions



Model	a	b	c
Star-R-IP44	40mm	30mm	14mm
Star-R-IP67	40mm	30mm	40mm

Options Controls

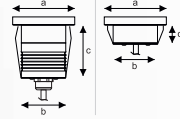


star-s



Technical Data	
Power	2W
Voltage Supply	3-32VDC (Driver Inc.)
Dimmable	Yes / PWM
Color Temp.	2700K-3000K-4000K
Luminous Flux	125lm/Watt (Max.)
Light Source	High Power Led / CRI>80
Beam	45°
Body Material	Acrylic
Body Finishes	White
IP Class	44-66

Dimensions



Model	a	b	c
Star-S-IP44	40mm	30mm	14mm
Star-S-IP66	40mm	30mm	40mm

Options Controls

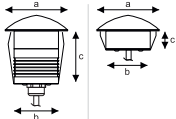


kona



Technical Data	
Power	2W
Voltage Supply	3-32VDC (Driver Inc.)
Dimmable	Yes / PWM
Color Temp.	2700K-3000K-4000K
Luminous Flux	125lm/Watt (Max.)
Light Source	High Power Led / CRI>80
Beam	45°
Body Material	SS 316L - Aluminum
Body Finishes	PSS-SSS-G-MBR-RAL
IP Class	44-66

Dimensions



Model	a	b	c
Kona-IP44	40mm	30mm	14mm
Kona-IP66	40mm	30mm	40mm

Options Controls

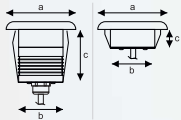


tina



Technical Data	
Power	2W
Voltage Supply	3-32VDC (Driver Inc.)
Dimmable	Yes / PWM
Color Temp.	2700K-3000K-4000K
Luminous Flux	125lm/Watt (Max.)
Light Source	High Power Led / CRI>80
Beam	45°
Body Material	SS 316L - Aluminum
Body Finishes	PSS-SSS-G-MBR-RAL
IP Class	44-66

Dimensions



Model	a	b	c
Tina-IP44	45mm	30mm	14mm
Tina-IP67	45mm	30mm	40mm

Options Controls

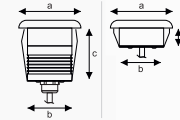


titan



Technical Data	
Power	2W
Voltage Supply	3-32VDC (Driver Inc.)
Dimmable	Yes / PWM
Color Temp.	2700K-3000K-4000K
Luminous Flux	125lm/Watt (Max.)
Light Source	High Power Led / CRI>80
Beam	45°
Body Material	SS 316L - Aluminum
Body Finishes	PSS-SSS-G-MBR-RAL
IP Class	44-66

Dimensions



Model	a	b	c
Titan-IP44	40mm	30mm	14mm
Titan-IP66	40mm	30mm	40mm

Options Controls

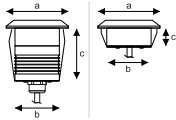


terra



Technical Data	
Power	2W
Voltage Supply	3-32VDC (Driver Inc.)
Dimmable	Yes / PWM
Color Temp.	2700K-3000K-4000K
Luminous Flux	125lm/Watt (Max.)
Light Source	High Power Led / CRI>80
Beam	45°
Body Material	SS 316L - Aluminum
Body Finishes	PSS-SSS-G-MBR-RAL
IP Class	44-66

Dimensions




Model	a	b	c
Terra-IP44	40mm	30mm	14mm
Terra-IP66	40mm	30mm	40mm

Options Controls

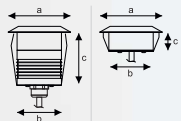


lora



Technical Data	
Power	2W
Voltage Supply	3-32VDC (Driver Inc.)
Dimmable	Yes / PWM
Color Temp.	2700K-3000K-4000K
Luminous Flux	125lm/Watt (Max.)
Light Source	High Power Led / CRI>80
Beam	45°
Body Material	SS 316L - Aluminum
Body Finishes	PSS-SSS-G-MBR-RAL
IP Class	44-66

Dimensions



Model	a	b	c
Lora-IP44	40mm	30mm	14mm
Lora-IP66	40mm	30mm	40mm

Options Controls





strip & neon

narrow-2

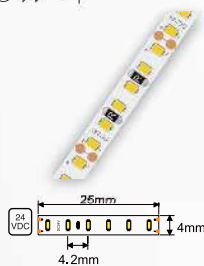


Technical Data	
Power	5Watt / meter
Voltage Supply	24VDC
Dimmable	Yes / PWM
Color Temp.	2700K-3000K-4000K-6000K
Luminous Flux	450lm/meter
Light Source	1808 Led / CRI>95
Beam	120°
Dimensions	5000mmx2mmx1,4mm
Chip Density	108Leds/m - 9,25mm pitch
Step LEDs	6LED - 55,5mm

Dimensions - IP Rating	
4mm	IP20
2mm	IP65

Options Controls			
1-10V Controller	DMX512A	DALI Controller	WiFi
Triac Controller	PWM Controller		

narrow-4



Technical Data	
Power	10Watt / meter
Voltage Supply	24VDC
Dimmable	Yes / PWM
Color Temp.	2700K-3000K-4000K-6000K
Luminous Flux	960lm/meter
Light Source	1808 Led / CRI>95
Beam	120°
Dimensions	5000mmx4mmx1,4mm
Chip Density	240Leds/m - 4,2mm pitch
Step LEDs	6LED - 25,0mm

Dimensions - IP Rating	
1,4mm	IP20
4mm	IP65

Options Controls			
1-10V Controller	DMX512A	DALI Controller	WiFi
Triac Controller	PWM Controller		

mini-mono



Technical Data	
Power	15Watt / meter
Voltage Supply	5VDC-12VDC-24VDC
Dimmable	Yes / PWM
Color Temp.	2700K-3000K-4000K-6000K
Luminous Flux	1800lm/meter
Light Source	2835 Led / CRI>95
Beam	120°
Dimensions	5000mmx10mmx1,2mm
Chip Density	120Leds/m - 4,15mm pitch
Step LEDs	1LED - 8,3mm

Dimensions - IP Rating	
4,2mm	IP20
4mm	IP65

Options Controls			
1-10V Controller	DMX512A	DALI Controller	WiFi
Triac Controller	PWM Controller		

mini-dw



Technical Data	
Power	15Watt / meter
Voltage Supply	5VDC-12VDC-24VDC
Dimmable	Yes / PWM
Color Temp.	Dynamic White (2700K-6000K)
Luminous Flux	1800lm/meter
Light Source	2835 Led / CRI>95
Beam	120°
Dimensions	5000mmx10mmx1,2mm
Chip Density	120Leds/m - 8,3mm pitch
Step LEDs	2LED - 16,6mm

Dimensions - IP Rating	
4,2mm	IP20
4mm	IP65

Options Controls			
1-10V Controller	DMX512A	DALI Controller	WiFi
Triac Controller	PWM Controller		

narrow-5

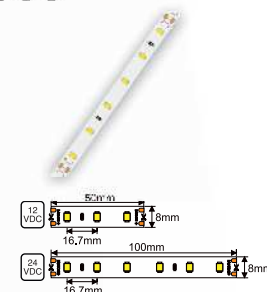


Technical Data	
Power	19,2Watt / meter
Voltage Supply	12VDC-24VDC
Dimmable	Yes / PWM
Color Temp.	2700K-3000K-4000K-6000K
Luminous Flux	1800lm/meter
Light Source	2835 Led / CRI>95
Beam	120°
Dimensions	5000mmx5mmx1,2mm
Chip Density	120Leds/m - 8,3mm pitch
Step LEDs	3LED - 25,0mm / 6LED - 50,0mm

Dimensions - IP Rating	
2mm	IP20
4mm	IP65

Options Controls			
1-10V Controller	DMX512A	DALI Controller	WiFi
Triac Controller	PWM Controller		

mn-860

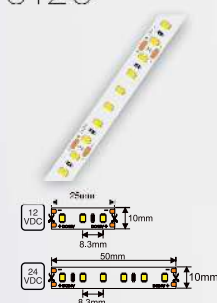


Technical Data	
Power	12Watt / meter
Voltage Supply	12VDC-24VDC
Dimmable	Yes / PWM
Color Temp.	2700K-3000K-4000K-6000K
Luminous Flux	1200lm/meter
Light Source	5050 Led
Beam	120°
Dimensions	5000mmx10mmx1,4mm
Chip Density	60Leds/m - 16,7mm pitch
Step LEDs	3LED - 50,0mm / 6LED - 100,0mm

Dimensions - IP Rating	
4,2mm	IP20
4mm	IP65

Options Controls			
1-10V Controller	DMX512A	DALI Controller	WiFi
Triac Controller	PWM Controller		

mn-10120

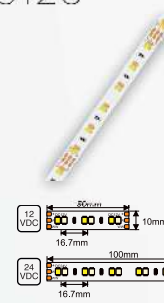


Technical Data	
Power	24Watt / meter
Voltage Supply	12VDC-24VDC
Dimmable	Yes / PWM
Color Temp.	2700K-3000K-4000K-6000K
Luminous Flux	2400lm/meter
Light Source	2835 Led / CRI>95
Beam	120°
Dimensions	5000mmx10mmx1,2mm
Chip Density	120Leds/m - 8,3mm pitch
Step LEDs	3LED - 25,0mm / 6LED - 50,0mm

Dimensions - IP Rating	
4,2mm	IP20
4mm	IP65

Options Controls			
1-10V Controller	DMX512A	DALI Controller	WiFi
Triac Controller	PWM Controller		

dw-10120




Technical Data	
Power	24Watt / meter
Voltage Supply	12VDC-24VDC
Dimmable	Yes / PWM
Color Temp.	Dynamic White (2700K-6000K)
Luminous Flux	2100lm/meter
Light Source	2835 Led / CRI>95
Beam	120°
Dimensions	5000mmx10mmx1,2mm
Chip Density	120Leds/m - 16,7mm pitch
Step LEDs	3LED - 50,0mm / 6LED - 100,0mm

Dimensions - IP Rating	
4,2mm	IP20
4mm	IP65

Options Controls			
1-10V Controller	DMX512A	DALI Controller	WiFi
Triac Controller	PWM Controller		

rgb-1030




Technical Data	
Power	7,2Watt / meter
Voltage Supply	12VDC-24VDC
Dimmable	Yes / PWM
Color Temp.	RGB
Luminous Flux	320lm/meter
Light Source	5050 Led / CRI>95
Beam	120°
Dimensions	5000mmx10mmx2mm
Chip Density	30Leds/m - 33,3mm pitch
Step LEDs	3LED - 100,0mm / 5LED - 167,0mm

Dimensions - IP Rating	
4,2mm	IP20
4mm	IP65

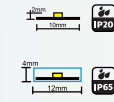
Options Controls			
1-10V Controller	DMX512A	DALI Controller	WiFi
Triac Controller	PWM Controller		

rgb-1060



Technical Data	
Power	14,4Watt / meter
Voltage Supply	12VDC-24VDC
Dimmable	Yes / PWM
Color Temp.	RGB
Luminous Flux	640lm/meter
Light Source	5050 Led
Beam	120°
Dimensions	5000mmx10mmx2mm
Chip Density	60Leds/m - 16,7mm pitch
Step LEDs	3LED - 50,0mm / 6LED - 100,0mm

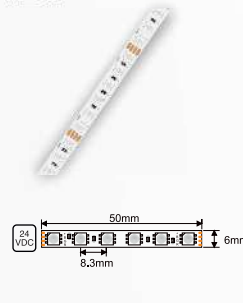
Dimensions - IP Rating



Options Controls

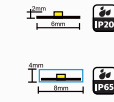


rgb-6120



Technical Data	
Power	10Watt / meter
Voltage Supply	24VDC
Dimmable	Yes / PWM
Color Temp.	RGB
Luminous Flux	420lm/meter
Light Source	3838 Led
Beam	120°
Dimensions	5000mmx6mmx2mm
Chip Density	120Leds/m - 8,3mm pitch
Step LEDs	6LED - 50,0mm

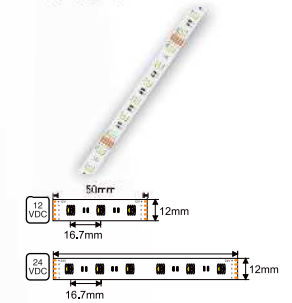
Dimensions - IP Rating



Options Controls

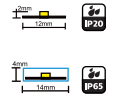


rgbw-1260



Technical Data	
Power	19,2Watt / meter
Voltage Supply	12VDC-24VDC
Dimmable	Yes / PWM
Color Temp.	RGB+2700K/3000K/6000K
Luminous Flux	1200lm/meter
Light Source	5050 Led
Beam	120°
Dimensions	5000mmx12mmx2mm
Chip Density	60Leds/m - 16,7mm pitch
Step LEDs	3LED - 50,0mm / 6LED - 100,0mm

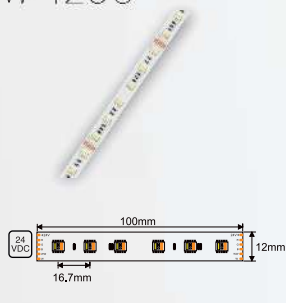
Dimensions - IP Rating



Options Controls

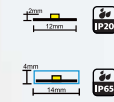


rgbw-1260



Technical Data	
Power	19,2Watt / meter
Voltage Supply	24VDC
Dimmable	Yes / PWM
Color Temp.	RGB+2700K+6000K
Luminous Flux	1200lm/meter
Light Source	5050 Led
Beam	120°
Dimensions	5000mmx12mmx2mm
Chip Density	60Leds/m - 16,7mm pitch
Step LEDs	6LED - 100,0mm


Dimensions - IP Rating



Options Controls

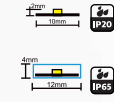


rgb-px-1060




Technical Data	
Power	14,4Watt / meter
Voltage Supply	12VDC-24VDC
Dimmable	Yes / SPI
Color Temp.	RGB
Luminous Flux	540lm/meter
Light Source	5050 Led
Beam	120°
Dimensions	5000mmx10mmx2mm
Chip Density	60Leds/m - 16,54mm pitch
Step LEDs	3LED - 50,0mm / 6LED - 100,0mm


Dimensions - IP Rating



Options Controls

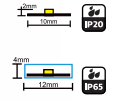


rgbw-px-1060



Technical Data	
Power	19,2Watt / meter
Voltage Supply	12VDC-24VDC
Dimmable	Yes / SPI
Color Temp.	RGB+2700K/3000K/6000K
Luminous Flux	1100lm/meter
Light Source	5050 Led
Beam	120°
Dimensions	5000mmx10mmx2mm
Chip Density	60Leds/m - 16,54mm pitch
Step LEDs	3LED - 50,0mm / 6LED - 100,0mm


Dimensions - IP Rating



Options Controls

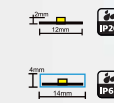


rgb-dmx-1260




Technical Data	
Power	14,4Watt / meter
Voltage Supply	24VDC
Dimmable	Yes / DMX512A
Color Temp.	RGB
Luminous Flux	620lm/meter
Light Source	5050 Led
Beam	120°
Dimensions	5000mmx12mmx2mm
Chip Density	60Leds/m - 16,7mm pitch
Step LEDs	6LED - 100,0mm


Dimensions - IP Rating



Options Controls

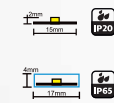


rgbw-dmx-1560




Technical Data	
Power	19,2Watt / meter
Voltage Supply	24VDC
Dimmable	Yes / DMX512A
Color Temp.	RGB+2700K/3000K/6000K
Luminous Flux	1250lm/meter
Light Source	5050 Led
Beam	120°
Dimensions	5000mmx15mmx2mm
Chip Density	60Leds/m - 16,7mm pitch
Step LEDs	6LED - 100,0mm


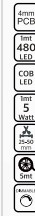
Dimensions - IP Rating



Options Controls



cob-mn-4



Technical Data	
----------------	--

cob-mn-10



Technical Data	
Power	10Watt / meter
Voltage Supply	12VDC-24VDC
Dimmable	Yes / PWM
Color Temp.	2700K-3000K-4000K-6000K
Luminous Flux	480lm/meter
Light Source	COB Led
Beam	120°
Dimensions	5000mmx10mmx1,8mm
Chip Density	480Leds/m
Step LEDs	25,0mm / 50,0mm

Dimensions - IP Rating	
1,8mm x 10mm	IP20
4mm x 12mm	IP65

Options / Controls	
1-10V Controller	DMX512A
0-10V Controller	DMX512A
Triac Controller	PWM Controller
0-10V Controller	DMX512A
0-10V Controller	DMX512A
0-10V Controller	DMX512A

cob-dw-10

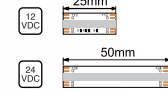


Technical Data	
Power	15Watt / meter
Voltage Supply	12VDC-24VDC
Dimmable	Yes / PWM
Color Temp.	Dynamic White (2700K-6000K)
Luminous Flux	1440lm/meter
Light Source	COB Led
Beam	120°
Dimensions	5000mmx10mmx1,8mm
Chip Density	576Leds/m
Step LEDs	27,8mm

Dimensions - IP Rating	
1,8mm x 10mm	IP20
4mm x 12mm	IP65

Options / Controls	
1-10V Controller	DMX512A
0-10V Controller	DMX512A
Triac Controller	PWM Controller
0-10V Controller	DMX512A
0-10V Controller	DMX512A
0-10V Controller	DMX512A

cob-rgb-10



Technical Data	
Power	15Watt / meter
Voltage Supply	12VDC-24VDC
Dimmable	Yes / PWM
Color Temp.	RGB
Luminous Flux	620lm/meter
Light Source	COB Led
Beam	120°
Dimensions	5000mmx10mmx1,8mm
Chip Density	420Leds/m - 720Leds/m
Step LEDs	25,0mm / 50,0mm

Dimensions - IP Rating	
1,8mm x 10mm	IP20
4mm x 12mm	IP65

Options / Controls	
1-10V Controller	DMX512A
0-10V Controller	DMX512A
Triac Controller	PWM Controller
0-10V Controller	DMX512A
0-10V Controller	DMX512A
0-10V Controller	DMX512A

cob-rgbw-12



Technical Data	
Power	16Watt / meter
Voltage Supply	12VDC-24VDC
Dimmable	Yes / PWM
Color Temp.	RGB+3000K
Luminous Flux	880lm/meter
Light Source	COB Led
Beam	120°
Dimensions	5000mmx12mmx1,8mm
Chip Density	560Leds/m - 720Leds/m
Step LEDs	33,33mm / 50,0mm

Dimensions - IP Rating	
1,8mm x 12mm	IP20
4mm x 14mm	IP65

Options / Controls	
1-10V Controller	DMX512A
0-10V Controller	DMX512A
Triac Controller	PWM Controller
0-10V Controller	DMX512A
0-10V Controller	DMX512A
0-10V Controller	DMX512A

cob-rgbdw-12




Technical Data	
Power	16Watt / meter
Voltage Supply	24VDC
Dimmable	Yes / PWM
Color Temp.	RGB+2700K+6000K
Luminous Flux	930lm/meter
Light Source	COB Led
Beam	120°
Dimensions	5000mmx12mmx1,8mm
Chip Density	840Leds/m
Step LEDs	41,67mm

Dimensions - IP Rating	
1,8mm x 12mm	IP20
4mm x 14mm	IP65

Options / Controls	
1-10V Controller	DMX512A
0-10V Controller	DMX512A
Triac Controller	PWM Controller
0-10V Controller	DMX512A
0-10V Controller	DMX512A
0-10V Controller	DMX512A

cob-rgb-px-12



Technical Data	
Power	23Watt / meter
Voltage Supply	24VDC
Dimmable	Yes / SPI
Color Temp.	RGB
Luminous Flux	760lm/meter
Light Source	COB Led
Beam	120°
Dimensions	5000mmx12mmx1,8mm
Chip Density	720Leds/m
Step LEDs	50mm

Dimensions - IP Rating	
1,8mm x 12mm	IP20
4mm x 14mm	IP65

Options / Controls	
SPI Controller	DMX512A
DMX512A	DMX512A
DMX512A	DMX512A
DMX512A	DMX512A
DMX512A	DMX512A
DMX512A	DMX512A

cob-rgbw-px-12

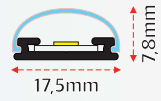


Technical Data	
Power	48Watt / meter
Voltage Supply	24VDC
Dimmable	Yes / SPI
Color Temp.	RGB+4000K
Luminous Flux	1680lm/meter
Light Source	COB Led
Beam	120°
Dimensions	5000mmx12mmx1,8mm
Chip Density	896Leds/m
Step LEDs	50mm

Dimensions - IP Rating	
1,8mm x 12mm	IP20
4mm x 14mm	IP65

Options / Controls	
SPI Controller	DMX512A
DMX512A	DMX512A
DMX512A	DMX512A
DMX512A	DMX512A
DMX512A	DMX512A
DMX512A	DMX512A

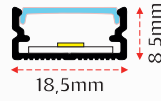
MINI



Mounting	
C	STEEL CLIP
B	D.S. TAPE

Cover	
ICB - OPAL	7,8mm
CLB - TRANS.	7,8mm

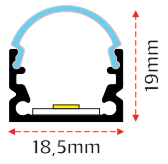
S



Mounting	
C	STEEL CLIP
B	D.S. TAPE
A	ALUMIN. CLIP

Cover	
ICB - OPAL	10,7mm
CLB - TRANS.	10,7mm
ICD - OPAL	8,5mm
CLD - TRANS.	8,5mm
ICHB - OPAL	15,3mm
CLHB - TRANS.	15,3mm
ICK - OPAL	16,7mm
CLK - TRANS.	16,7mm

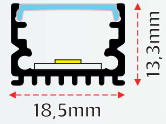

M



Mounting	
C	STEEL CLIP
B	D.S. TAPE
A	ALUMIN. CLIP

Cover	
ICB - OPAL	14,8mm
CLB - TRANS.	14,8mm
ICD - OPAL	11,8mm
CLD - TRANS.	11,8mm
ICHB - OPAL	19mm
CLHB - TRANS.	19mm
ICK - OPAL	19,9mm
CLK - TRANS.	19,9mm

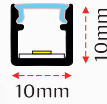
L



Mounting	
C	STEEL CLIP

Cover	
ICB - OPAL	14,1mm
CLB - TRANS.	14,1mm
ICD - OPAL	13,3mm
CLD - TRANS.	13,3mm
ICHB - OPAL	20,6mm
CLHB - TRANS.	20,6mm
ICK - OPAL	21,4mm
CLK - TRANS.	21,4mm

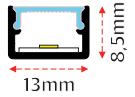
FS



Mounting	
C	STEEL CLIP
B	D.S. TAPE

Cover	
ICD - OPAL	10mm
CLD - TRANS.	10mm

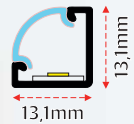
FM



Mounting	
C	STEEL CLIP
B	D.S. TAPE

Cover	
ICD - OPAL	8mm
CLD - TRANS.	8mm

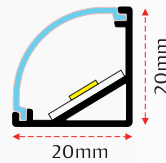
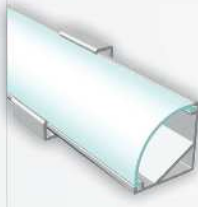
CS



Mounting	
B	D.S. TAPE
A	ALUMIN. CLIP

Cover	
ICB - OPAL	10,1mm
ICD - OPAL	13,1mm

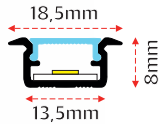
CM



Mounting	
B	D.S. TAPE
A	ALUMIN. CLIP

Cover	
ICB - OPAL	20mm
ICL - OPAL	20mm

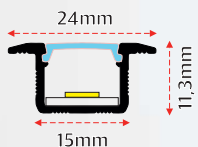
DS



Body Color	
RAL	RAL CODE

Cover	
ICD - OPAL	8mm
CLD - TRANS.	8mm

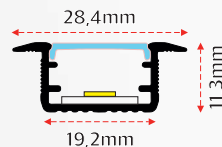
DM



Body Color	
RAL	RAL CODE

Cover	
ICD - OPAL	11,3mm
CLD - TRANS.	11,3mm

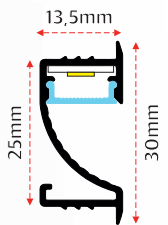
DL



Body Color	
RAL	RAL CODE

Cover	
ICD - OPAL	11,3mm
CLD - TRANS.	11,3mm

DF



Body Color	
RAL	RAL CODE

Cover	
ICD - OPAL	11,3mm
CLD - TRANS.	11,3mm

sheet-mono



- 420 LED
- 4 LED SEG.
- 22 W
- 11-22-33 Watt
- 2700K-3000K-4000K-6500K
- IP20
- 120°

- CE
- RoHS
- REACH
- UL
- UL100
- UL157
- UL188
- UL2054
- UL2593
- UL2593-1
- UL2593-2
- UL2593-3
- UL2593-4
- UL2593-5
- UL2593-6
- UL2593-7
- UL2593-8
- UL2593-9
- UL2593-10
- UL2593-11
- UL2593-12
- UL2593-13
- UL2593-14
- UL2593-15
- UL2593-16
- UL2593-17
- UL2593-18
- UL2593-19
- UL2593-20
- UL2593-21
- UL2593-22
- UL2593-23
- UL2593-24
- UL2593-25
- UL2593-26
- UL2593-27
- UL2593-28
- UL2593-29
- UL2593-30
- UL2593-31
- UL2593-32
- UL2593-33
- UL2593-34
- UL2593-35
- UL2593-36
- UL2593-37
- UL2593-38
- UL2593-39
- UL2593-40
- UL2593-41
- UL2593-42
- UL2593-43
- UL2593-44
- UL2593-45
- UL2593-46
- UL2593-47
- UL2593-48
- UL2593-49
- UL2593-50
- UL2593-51
- UL2593-52
- UL2593-53
- UL2593-54
- UL2593-55
- UL2593-56
- UL2593-57
- UL2593-58
- UL2593-59
- UL2593-60
- UL2593-61
- UL2593-62
- UL2593-63
- UL2593-64
- UL2593-65
- UL2593-66
- UL2593-67
- UL2593-68
- UL2593-69
- UL2593-70
- UL2593-71
- UL2593-72
- UL2593-73
- UL2593-74
- UL2593-75
- UL2593-76
- UL2593-77
- UL2593-78
- UL2593-79
- UL2593-80
- UL2593-81
- UL2593-82
- UL2593-83
- UL2593-84
- UL2593-85
- UL2593-86
- UL2593-87
- UL2593-88
- UL2593-89
- UL2593-90
- UL2593-91
- UL2593-92
- UL2593-93
- UL2593-94
- UL2593-95
- UL2593-96
- UL2593-97
- UL2593-98
- UL2593-99
- UL2593-100

Technical Data	
Power	11-22-33Watt / sheet (3 model)
Voltage Supply	24VDC
Dimmable	Yes / PWM
Color Temp.	2700K-3000K-4000K-6500K
Luminous Flux	1012-2024-3036lm/sheet
Light Source	420 Led / CRI>90
Beam	120°
Dimensions	503,5mmx235mmx6,7mm
Chip Density	420Leds/sheet

Dimensions - IP Rating	
IP Rating	IP20

Options Controls	
Options	<input type="checkbox"/> SPI <input type="checkbox"/> DMX512A <input type="checkbox"/> DALI <input type="checkbox"/> LORA <input type="checkbox"/> WIFI
Controls	<input type="checkbox"/> Triac <input type="checkbox"/> PWM

sheet-dw



- 840 LED
- 4 LED SEG.
- 22 W
- 22-44-66 Watt
- 2700K-3000K-4000K-6500K
- IP20
- 120°

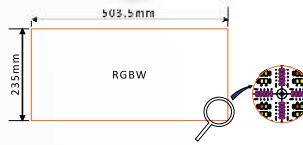
- CE
- RoHS
- REACH
- UL
- UL100
- UL157
- UL188
- UL2054
- UL2593
- UL2593-1
- UL2593-2
- UL2593-3
- UL2593-4
- UL2593-5
- UL2593-6
- UL2593-7
- UL2593-8
- UL2593-9
- UL2593-10
- UL2593-11
- UL2593-12
- UL2593-13
- UL2593-14
- UL2593-15
- UL2593-16
- UL2593-17
- UL2593-18
- UL2593-19
- UL2593-20
- UL2593-21
- UL2593-22
- UL2593-23
- UL2593-24
- UL2593-25
- UL2593-26
- UL2593-27
- UL2593-28
- UL2593-29
- UL2593-30
- UL2593-31
- UL2593-32
- UL2593-33
- UL2593-34
- UL2593-35
- UL2593-36
- UL2593-37
- UL2593-38
- UL2593-39
- UL2593-40
- UL2593-41
- UL2593-42
- UL2593-43
- UL2593-44
- UL2593-45
- UL2593-46
- UL2593-47
- UL2593-48
- UL2593-49
- UL2593-50
- UL2593-51
- UL2593-52
- UL2593-53
- UL2593-54
- UL2593-55
- UL2593-56
- UL2593-57
- UL2593-58
- UL2593-59
- UL2593-60
- UL2593-61
- UL2593-62
- UL2593-63
- UL2593-64
- UL2593-65
- UL2593-66
- UL2593-67
- UL2593-68
- UL2593-69
- UL2593-70
- UL2593-71
- UL2593-72
- UL2593-73
- UL2593-74
- UL2593-75
- UL2593-76
- UL2593-77
- UL2593-78
- UL2593-79
- UL2593-80
- UL2593-81
- UL2593-82
- UL2593-83
- UL2593-84
- UL2593-85
- UL2593-86
- UL2593-87
- UL2593-88
- UL2593-89
- UL2593-90
- UL2593-91
- UL2593-92
- UL2593-93
- UL2593-94
- UL2593-95
- UL2593-96
- UL2593-97
- UL2593-98
- UL2593-99
- UL2593-100

Technical Data	
Power	22-44-66Watt / sheet (3 model)
Voltage Supply	24VDC
Dimmable	Yes / PWM
Color Temp.	Dynamic White (2700K - 6500K)
Luminous Flux	2090-5180-6270lm/sheet
Light Source	840 Led / CRI>90
Beam	120°
Dimensions	503,5mmx235mmx6,7mm
Chip Density	840Leds/sheet

Dimensions - IP Rating	
IP Rating	IP20

Options Controls	
Options	<input type="checkbox"/> SPI <input type="checkbox"/> DMX512A <input type="checkbox"/> DALI <input type="checkbox"/> LORA <input type="checkbox"/> WIFI
Controls	<input type="checkbox"/> Triac <input type="checkbox"/> PWM

sheet-rgbw



- 800 LED
- 4 LED SEG.
- 22 W
- 11-22-33 Watt
- 2700K-3000K-4000K-6500K
- IP20
- 120°

- CE
- RoHS
- REACH
- UL
- UL100
- UL157
- UL188
- UL2054
- UL2593
- UL2593-1
- UL2593-2
- UL2593-3
- UL2593-4
- UL2593-5
- UL2593-6
- UL2593-7
- UL2593-8
- UL2593-9
- UL2593-10
- UL2593-11
- UL2593-12
- UL2593-13
- UL2593-14
- UL2593-15
- UL2593-16
- UL2593-17
- UL2593-18
- UL2593-19
- UL2593-20
- UL2593-21
- UL2593-22
- UL2593-23
- UL2593-24
- UL2593-25
- UL2593-26
- UL2593-27
- UL2593-28
- UL2593-29
- UL2593-30
- UL2593-31
- UL2593-32
- UL2593-33
- UL2593-34
- UL2593-35
- UL2593-36
- UL2593-37
- UL2593-38
- UL2593-39
- UL2593-40
- UL2593-41
- UL2593-42
- UL2593-43
- UL2593-44
- UL2593-45
- UL2593-46
- UL2593-47
- UL2593-48
- UL2593-49
- UL2593-50
- UL2593-51
- UL2593-52
- UL2593-53
- UL2593-54
- UL2593-55
- UL2593-56
- UL2593-57
- UL2593-58
- UL2593-59
- UL2593-60
- UL2593-61
- UL2593-62
- UL2593-63
- UL2593-64
- UL2593-65
- UL2593-66
- UL2593-67
- UL2593-68
- UL2593-69
- UL2593-70
- UL2593-71
- UL2593-72
- UL2593-73
- UL2593-74
- UL2593-75
- UL2593-76
- UL2593-77
- UL2593-78
- UL2593-79
- UL2593-80
- UL2593-81
- UL2593-82
- UL2593-83
- UL2593-84
- UL2593-85
- UL2593-86
- UL2593-87
- UL2593-88
- UL2593-89
- UL2593-90
- UL2593-91
- UL2593-92
- UL2593-93
- UL2593-94
- UL2593-95
- UL2593-96
- UL2593-97
- UL2593-98
- UL2593-99
- UL2593-100

Technical Data	
Power	11-22-33Watt / sheet (3 model)
Voltage Supply	24VDC
Dimmable	Yes / PWM
Color Temp.	RGBW
Luminous Flux	151-303-454lm/sheet
Light Source	800 Led / CRI>90
Beam	120°
Dimensions	503,5mmx235mmx6,7mm
Chip Density	800Leds/sheet

Dimensions - IP Rating	
IP Rating	IP20

Options Controls	
Options	<input type="checkbox"/> SPI <input type="checkbox"/> DMX512A <input type="checkbox"/> DALI <input type="checkbox"/> LORA <input type="checkbox"/> WIFI
Controls	<input type="checkbox"/> Triac <input type="checkbox"/> PWM

sheet-px



- 800 LED
- 4 LED SEG.
- 92 Watt
- 92-184-276 Watt
- 2700K-3000K-4000K-6500K
- IP20
- 120°

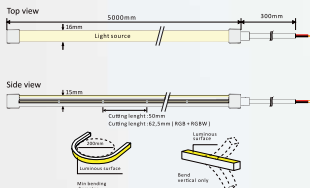
- CE
- RoHS
- REACH
- UL
- UL100
- UL157
- UL188
- UL2054
- UL2593
- UL2593-1
- UL2593-2
- UL2593-3
- UL2593-4
- UL2593-5
- UL2593-6
- UL2593-7
- UL2593-8
- UL2593-9
- UL2593-10
- UL2593-11
- UL2593-12
- UL2593-13
- UL2593-14
- UL2593-15
- UL2593-16
- UL2593-17
- UL2593-18
- UL2593-19
- UL2593-20
- UL2593-21
- UL2593-22
- UL2593-23
- UL2593-24
- UL2593-25
- UL2593-26
- UL2593-27
- UL2593-28
- UL2593-29
- UL2593-30
- UL2593-31
- UL2593-32
- UL2593-33
- UL2593-34
- UL2593-35
- UL2593-36
- UL2593-37
- UL2593-38
- UL2593-39
- UL2593-40
- UL2593-41
- UL2593-42
- UL2593-43
- UL2593-44
- UL2593-45
- UL2593-46
- UL2593-47
- UL2593-48
- UL2593-49
- UL2593-50
- UL2593-51
- UL2593-52
- UL2593-53
- UL2593-54
- UL2593-55
- UL2593-56
- UL2593-57
- UL2593-58
- UL2593-59
- UL2593-60
- UL2593-61
- UL2593-62
- UL2593-63
- UL2593-64
- UL2593-65
- UL2593-66
- UL2593-67
- UL2593-68
- UL2593-69
- UL2593-70
- UL2593-71
- UL2593-72
- UL2593-73
- UL2593-74
- UL2593-75
- UL2593-76
- UL2593-77
- UL2593-78
- UL2593-79
- UL2593-80
- UL2593-81
- UL2593-82
- UL2593-83
- UL2593-84
- UL2593-85
- UL2593-86
- UL2593-87
- UL2593-88
- UL2593-89
- UL2593-90
- UL2593-91
- UL2593-92
- UL2593-93
- UL2593-94
- UL2593-95
- UL2593-96
- UL2593-97
- UL2593-98
- UL2593-99
- UL2593-100

Technical Data	
Power	92Watt / sheet
Voltage Supply	24VDC
Dimmable	Yes / SPI
Color Temp.	RGBW
Luminous Flux	5060lm/sheet
Light Source	800 Led / CRI>90
Beam	120°
Dimensions	503,5mmx235mmx6,7mm
Chip Density	800Leds/sheet

Dimensions - IP Rating	
IP Rating	IP20

Options Controls	
Options	<input type="checkbox"/> SPI <input type="checkbox"/> DMX512A <input type="checkbox"/> LORA <input type="checkbox"/> WIFI
Controls	<input type="checkbox"/> Triac <input type="checkbox"/> PWM

neon-1615t



- TOP BEND
- 16x15 mm
- 24 VDC
- 15 Watt
- 120°
- IP65
- DMX512A
- 1-10V
- TRIAC
- PWM
- LED
- CE
- RoHS
- REACH
- UL
- UL1004
- UL1595
- UL1875
- UL2593
- UL2594
- UL2596
- UL2597
- UL2598
- UL2599
- UL2600
- UL2601
- UL2602
- UL2603
- UL2604
- UL2605
- UL2606
- UL2607
- UL2608
- UL2609
- UL2610
- UL2611
- UL2612
- UL2613
- UL2614
- UL2615
- UL2616
- UL2617
- UL2618
- UL2619
- UL2620
- UL2621
- UL2622
- UL2623
- UL2624
- UL2625
- UL2626
- UL2627
- UL2628
- UL2629
- UL2630
- UL2631
- UL2632
- UL2633
- UL2634
- UL2635
- UL2636
- UL2637
- UL2638
- UL2639
- UL2640
- UL2641
- UL2642
- UL2643
- UL2644
- UL2645
- UL2646
- UL2647
- UL2648
- UL2649
- UL2650
- UL2651
- UL2652
- UL2653
- UL2654
- UL2655
- UL2656
- UL2657
- UL2658
- UL2659
- UL2660
- UL2661
- UL2662
- UL2663
- UL2664
- UL2665
- UL2666
- UL2667
- UL2668
- UL2669
- UL2670
- UL2671
- UL2672
- UL2673
- UL2674
- UL2675
- UL2676
- UL2677
- UL2678
- UL2679
- UL2680
- UL2681
- UL2682
- UL2683
- UL2684
- UL2685
- UL2686
- UL2687
- UL2688
- UL2689
- UL2690
- UL2691
- UL2692
- UL2693
- UL2694
- UL2695
- UL2696
- UL2697
- UL2698
- UL2699
- UL2700
- UL2701
- UL2702
- UL2703
- UL2704
- UL2705
- UL2706
- UL2707
- UL2708
- UL2709
- UL2710
- UL2711
- UL2712
- UL2713
- UL2714
- UL2715
- UL2716
- UL2717
- UL2718
- UL2719
- UL2720
- UL2721
- UL2722
- UL2723
- UL2724
- UL2725
- UL2726
- UL2727
- UL2728
- UL2729
- UL2730
- UL2731
- UL2732
- UL2733
- UL2734
- UL2735
- UL2736
- UL2737
- UL2738
- UL2739
- UL2740
- UL2741
- UL2742
- UL2743
- UL2744
- UL2745
- UL2746
- UL2747
- UL2748
- UL2749
- UL2750
- UL2751
- UL2752
- UL2753
- UL2754
- UL2755
- UL2756
- UL2757
- UL2758
- UL2759
- UL2760
- UL2761
- UL2762
- UL2763
- UL2764
- UL2765
- UL2766
- UL2767
- UL2768
- UL2769
- UL2770
- UL2771
- UL2772
- UL2773
- UL2774
- UL2775
- UL2776
- UL2777
- UL2778
- UL2779
- UL2780
- UL2781
- UL2782
- UL2783
- UL2784
- UL2785
- UL2786
- UL2787
- UL2788
- UL2789
- UL2790
- UL2791
- UL2792
- UL2793
- UL2794
- UL2795
- UL2796
- UL2797
- UL2798
- UL2799
- UL2800

Technical Data	
Power	15Watt / meter
Voltage Supply	24VDC
Dimmable	Yes / PWM
Color Temp.	SW/WW/NW/W/R/G/B/DW/RGB/RGBW
Luminous Flux	760lm/meter
Bend Type	Side / Horizontal
Beam	120°
Dimensions	5000mmx16mmx15mm

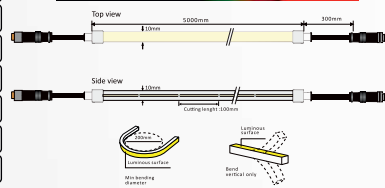
Dimensions - IP Rating



Options Controls

- 1-10V Controller
- DMX512A
- Dial Controller
- LED10 WH-F1
- FLUAM
- PWM Controller
- Triac Controller

neon-1615t-dmx



- TOP BEND
- 16x15 mm
- 24 VDC
- 12 Watt
- 120°
- IP65
- DMX512A
- 1-10V
- TRIAC
- PWM
- LED
- CE
- RoHS
- REACH
- UL
- UL1004
- UL1595
- UL1875
- UL2593
- UL2594
- UL2596
- UL2597
- UL2598
- UL2599
- UL2600
- UL2601
- UL2602
- UL2603
- UL2604
- UL2605
- UL2606
- UL2607
- UL2608
- UL2609
- UL2610
- UL2611
- UL2612
- UL2613
- UL2614
- UL2615
- UL2616
- UL2617
- UL2618
- UL2619
- UL2620
- UL2621
- UL2622
- UL2623
- UL2624
- UL2625
- UL2626
- UL2627
- UL2628
- UL2629
- UL2630
- UL2631
- UL2632
- UL2633
- UL2634
- UL2635
- UL2636
- UL2637
- UL2638
- UL2639
- UL2640
- UL2641
- UL2642
- UL2643
- UL2644
- UL2645
- UL2646
- UL2647
- UL2648
- UL2649
- UL2650
- UL2651
- UL2652
- UL2653
- UL2654
- UL2655
- UL2656
- UL2657
- UL2658
- UL2659
- UL2660
- UL2661
- UL2662
- UL2663
- UL2664
- UL2665
- UL2666
- UL2667
- UL2668
- UL2669
- UL2670
- UL2671
- UL2672
- UL2673
- UL2674
- UL2675
- UL2676
- UL2677
- UL2678
- UL2679
- UL2680
- UL2681
- UL2682
- UL2683
- UL2684
- UL2685
- UL2686
- UL2687
- UL2688
- UL2689
- UL2690
- UL2691
- UL2692
- UL2693
- UL2694
- UL2695
- UL2696
- UL2697
- UL2698
- UL2699
- UL2700

Technical Data	
Power	12Watt-15Watt / meter
Voltage Supply	24VDC
Dimmable	Yes / DMX512A
Color Temp.	RGB-RGBW
Luminous Flux	260-310lm/meter
Bend Type	Top / Vertical
Beam	120°
Dimensions	5000mmx16mmx15mm

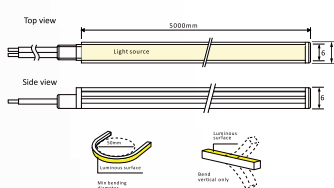
Dimensions - IP Rating



Options Controls

- DMX512A

wing-0606t



- TOP BEND
- 6x6 mm
- 24 VDC
- 10 Watt
- 120°
- IP65
- DMX512A
- 1-10V
- TRIAC
- PWM
- LED
- CE
- RoHS
- REACH
- UL
- UL1004
- UL1595
- UL1875
- UL2593
- UL2594
- UL2596
- UL2597
- UL2598
- UL2599
- UL2600
- UL2601
- UL2602
- UL2603
- UL2604
- UL2605
- UL2606
- UL2607
- UL2608
- UL2609
- UL2610
- UL2611
- UL2612
- UL2613
- UL2614
- UL2615
- UL2616
- UL2617
- UL2618
- UL2619
- UL2620
- UL2621
- UL2622
- UL2623
- UL2624
- UL2625
- UL2626
- UL2627
- UL2628
- UL2629
- UL2630
- UL2631
- UL2632
- UL2633
- UL2634
- UL2635
- UL2636
- UL2637
- UL2638
- UL2639
- UL2640
- UL2641
- UL2642
- UL2643
- UL2644
- UL2645
- UL2646
- UL2647
- UL2648
- UL2649
- UL2650
- UL2651
- UL2652
- UL2653
- UL2654
- UL2655
- UL2656
- UL2657
- UL2658
- UL2659
- UL2660
- UL2661
- UL2662
- UL2663
- UL2664
- UL2665
- UL2666
- UL2667
- UL2668
- UL2669
- UL2670
- UL2671
- UL2672
- UL2673
- UL2674
- UL2675
- UL2676
- UL2677
- UL2678
- UL2679
- UL2680
- UL2681
- UL2682
- UL2683
- UL2684
- UL2685
- UL2686
- UL2687
- UL2688
- UL2689
- UL2690
- UL2691
- UL2692
- UL2693
- UL2694
- UL2695
- UL2696
- UL2697
- UL2698
- UL2699
- UL2700

Technical Data	
Power	10Watt / meter
Voltage Supply	24VDC
Dimmable	Yes / PWM
Color Temp.	2700K/3000K/6000K
Luminous Flux	430lm/meter
Bend Type	Top / Vertical
Beam	120°
Dimensions	5000mmx6mmx6mm

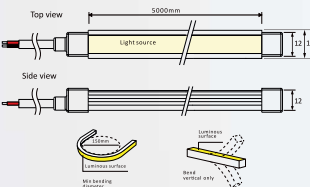
Dimensions - IP Rating



Options Controls

- 1-10V Controller
- DMX512A
- Dial Controller
- LED10 WH-F1
- FLUAM
- PWM Controller
- Triac Controller

wing-1212t



- TOP BEND
- 12x12 mm
- 24 VDC
- 10 Watt
- 120°
- IP65
- DMX512A
- 1-10V
- TRIAC
- PWM
- LED
- CE
- RoHS
- REACH
- UL
- UL1004
- UL1595
- UL1875
- UL2593
- UL2594
- UL2596
- UL2597
- UL2598
- UL2599
- UL2600
- UL2601
- UL2602
- UL2603
- UL2604
- UL2605
- UL2606
- UL2607
- UL2608
- UL2609
- UL2610
- UL2611
- UL2612
- UL2613
- UL2614
- UL2615
- UL2616
- UL2617
- UL2618
- UL2619
- UL2620
- UL2621
- UL2622
- UL2623
- UL2624
- UL2625
- UL2626
- UL2627
- UL2628
- UL2629
- UL2630
- UL2631
- UL2632
- UL2633
- UL2634
- UL2635
- UL2636
- UL2637
- UL2638
- UL2639
- UL2640
- UL2641
- UL2642
- UL2643
- UL2644
- UL2645
- UL2646
- UL2647
- UL2648
- UL2649
- UL2650
- UL2651
- UL2652
- UL2653
- UL2654
- UL2655
- UL2656
- UL2657
- UL2658
- UL2659
- UL2660
- UL2661
- UL2662
- UL2663
- UL2664
- UL2665
- UL2666
- UL2667
- UL2668
- UL2669
- UL2670
- UL2671
- UL2672
- UL2673
- UL2674
- UL2675
- UL2676
- UL2677
- UL2678
- UL2679
- UL2680
- UL2681
- UL2682
- UL2683
- UL2684
- UL2685
- UL2686
- UL2687
- UL2688
- UL2689
- UL2690
- UL2691
- UL2692
- UL2693
- UL2694
- UL2695
- UL2696
- UL2697
- UL2698
- UL2699
- UL2700

Technical Data	
Power	10Watt / meter
Voltage Supply	24VDC
Dimmable	Yes / PWM
Color Temp.	SW/WW/NW/W/R/G/B/DW/RGB/RGBW
Luminous Flux	510lm/meter
Bend Type	Top / Vertical
Beam	120°
Dimensions	5000mmx12mmx12mm

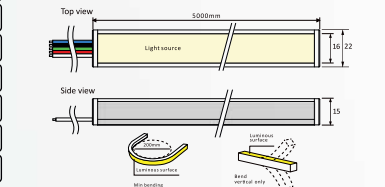
Dimensions - IP Rating



Options Controls

- 1-10V Controller
- DMX512A
- Dial Controller
- LED10 WH-F1
- FLUAM
- PWM Controller
- Triac Controller

wing-1615t



- TOP BEND
- 16x15 mm
- 24 VDC
- 10 Watt
- 120°
- IP65
- DMX512A
- 1-10V
- TRIAC
- PWM
- LED
- CE
- RoHS
- REACH
- UL
- UL1004
- UL1595
- UL1875
- UL2593
- UL2594
- UL2596
- UL2597
- UL2598
- UL2599
- UL2600
- UL2601
- UL2602
- UL2603
- UL2604
- UL2605
- UL2606
- UL2607
- UL2608
- UL2609
- UL2610
- UL2611
- UL2612
- UL2613
- UL2614
- UL2615
- UL2616
- UL2617
- UL2618
- UL2619
- UL2620
- UL2621
- UL2622
- UL2623
- UL2624
- UL2625
- UL2626
- UL2627
- UL2628
- UL2629
- UL2630
- UL2631
- UL2632
- UL2633
- UL2634
- UL2635
- UL2636
- UL2637
- UL2638
- UL2639
- UL2640
- UL2641
- UL2642
- UL2643
- UL2644
- UL2645
- UL2646
- UL2647
- UL2648
- UL2649
- UL2650
- UL2651
- UL2652
- UL2653
- UL2654
- UL2655
- UL2656
- UL2657
- UL2658
- UL2659
- UL2660
- UL2661
- UL2662
- UL2663
- UL2664
- UL2665
- UL2666
- UL2667
- UL2668
- UL2669
- UL2670
- UL2671
- UL2672
- UL2673
- UL2674
- UL2675
- UL2676
- UL2677
- UL2678
- UL2679
- UL2680
- UL2681
- UL2682
- UL2683
- UL2684
- UL2685
- UL2686
- UL2687
- UL2688
- UL2689
- UL2690
- UL2691
- UL2692
- UL2693
- UL2694
- UL2695
- UL2696
- UL2697
- UL2698
- UL2699
- UL2700

Technical Data	
Power	10Watt / meter
Voltage Supply	24VDC
Dimmable	Yes / PWM
Color Temp.	SW/WW/NW/W/R/G/B/DW/RGB/RGBW
Luminous Flux	620lm/meter
Bend Type	Top / Vertical
Beam	120°
Dimensions	5000mmx16mmx15mm

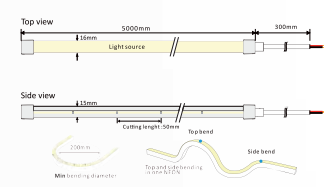
Dimensions - IP Rating



Options Controls

- 1-10V Controller
- DMX512A
- Dial Controller
- LED10 WH-F1
- FLUAM
- PWM Controller
- Triac Controller

dual-1615



- TOP BEND
- 16x15 mm
- 24 VDC
- 10 Watt
- 120°
- IP65
- DMX512A
- 1-10V
- TRIAC
- PWM
- LED
- CE
- RoHS
- REACH
- UL
- UL1004
- UL1595
- UL1875
- UL2593
- UL2594
- UL2596
- UL2597
- UL2598
- UL2599
- UL2600
- UL2601
- UL2602
- UL2603
- UL2604
- UL2605
- UL2606
- UL2607
- UL2608
- UL2609
- UL2610
- UL2611



control

ltd-ct-dmx-mn-k



Technical Data

Control	DMX
Channel	1
Input Voltage	100-240VAC
Zone	1

ltd-ct-dmx-mn-t



Technical Data

Control	DMX
Channel	1
Input Voltage	100-240VAC
Zone	1

ltd-ct-dmx-duo-t



Technical Data

Control	DMX
Channel	2
Input Voltage	100-240VAC
Zone	1

ltd-ct-dmx-rgbw-t



Technical Data

Control	DMX
Channel	4
Input Voltage	100-240VAC
Zone	1

ltd-ct-dali-mn-t



Technical Data

Control	Dali
Channel	1
Input Voltage	Bus Power
Zone	4

ltd-ct-dali-duo-t



Technical Data

Control	Dali
Channel	2
Input Voltage	Bus Power
Zone	4

ltd-ct-dali-rgbw-t



Technical Data

Control	Dali
Channel	4
Input Voltage	Bus Power
Zone	4

ltd-ct-triac-mn-k



Technical Data

Control	Triac
Channel	1
Input Voltage	100-240VAC
Zone	1

ltd-ct-triac-mn-t



Technical Data

Control	Triac
Channel	1
Input Voltage	100-240VAC
Zone	1

ltd-cnr-spi/dmx-rgbw



Technical Data

Control	DMX to SPI converter
Channel	4
Input Voltage	5-24VDC
Zone	1

ltd-cn-spi/-dmx-rgbw



Technical Data

Control	DMX to SPI converter
Channel	4
Input Voltage	5-24VDC
Zone	1

ltd-rp-spi-mn



Technical Data

Control	SPI
Channel	1
Input Voltage	5-36VDC
Zone	1

ltd-ct-1/10-mn-k



Technical Data

Control	1-10VDC
Channel	1
Input Voltage	100-240VAC
Output Voltage	1-10VDC
Output Current	15mA


ltd-ct-1/10-mn-t



Technical Data

Control	1-10VDC
Channel	1
Input Voltage	100-240VAC
Output Voltage	1-10VDC
Output Current	15mA

ltd-ct-1/10-duo-t



Technical Data

Control	1-10VDC
Channel	1
Input Voltage	100-240VAC
Output Voltage	1-10VDC
Output Current	30mA

ldt-sl-dmx-rgbw-r



Technical Data	
Control	DMX
Channel	4
Input Voltage	5-24VDC
Output Voltage	5-24VDC
Output Power	0-384W



ldt-sl-dmx-mn-b



Technical Data	
Control	DMX
Channel	1
Input Voltage	5-24VDC
Output Voltage	5-24VDC
Output Power	0-288W



ldt-sl-dmx-rgbw-b



Technical Data	
Control	DMX
Channel	4
Input Voltage	5-24VDC
Output Voltage	5-24VDC
Output Power	0-480W



ldt-sl-dmx-rgbw-ip



Technical Data	
Control	DMX
Channel	4
Input Voltage	12-24VDC
Output Voltage	12-24VDC
Output Power	240-480W



ldt-sl-dali-mn-r



Technical Data	
Control	Dali
Channel	1
Input Voltage	12-24VDC
Output Voltage	12-24VDC
Output Power	0-288W



ldt-sl-dali-mn-b



Technical Data	
Control	Dali
Channel	1
Input Voltage	12-24VDC
Output Voltage	12-24VDC



ldt-sl-dali-rgbw-b



Technical Data	
Control	Dali
Channel	4
Input Voltage	12-24VDC
Output Voltage	12-24VDC



ldt-sl-triac-mn-b36



Technical Data	
Control	Triac
Channel	1
Input Voltage	200-240VAC
Output Voltage	24VDC
Output Power	0-36W



ldt-sl-triac-mn-b75



Technical Data	
Control	Triac
Channel	1
Input Voltage	200-240VAC
Output Voltage	24VDC
Output Power	0-75W



ldt-sl-triac-mn-b150



Technical Data	
Control	Triac
Channel	1
Input Voltage	200-240VAC
Output Voltage	24VDC
Output Power	0-150W



ldt-sl-1/10-mn-r



Technical Data	
Control	1-10V
Channel	1
Input Voltage	12-24VDC
Output Voltage	12-24VDC
Output Power	0-288W



ldt-sl-1/10-mn-b144



Technical Data	
Control	1-10V
Channel	1
Input Voltage	12-24VDC
Output Voltage	12-24VDC
Output Power	0-144W



ldt-sl-1/10-rgbw-b480



Technical Data	
Control	1-10V
Channel	4
Input Voltage	12-24VDC
Output Voltage	12-24VDC
Output Power	0-480W




ldt-mn-pwm-cv-12a



Technical Data	
Control	Pwm
Channel	1
Input Voltage	12-24VDC
Output Current	12A




ldt-duo-pwm-cv-24a



Technical Data	
Control	Pwm
Channel	2
Input Voltage	12-24VDC
Output Current	24A



ldt-rgb-pwm-cv-36a



Technical Data	
Control	Pwm
Channel	3
Input Voltage	12-24VDC
Output Current	36A



ldt-wifi-mn-cv



Technical Data	
Control	Wi-Fi
Channel	1
Input Voltage	12-24VDC
Output Current	6A



ldt-wifi-duo-cv



Technical Data	
Control	Wi-Fi
Channel	2
Input Voltage	12-24VDC
Output Current	12A



ldt-wifi-rgb-cv



Technical Data	
Control	Wi-Fi
Channel	3
Input Voltage	12-24VDC
Output Current	18A



ldt-wifi-rgbw-cv



Technical Data	
Control	Wi-Fi
Channel	4
Input Voltage	12-24VDC
Output Current	48A



ldt-wifi-rgbwa-cv



Technical Data	
Control	Wi-Fi
Channel	5
Input Voltage	12-24VDC
Output Current	60A



zpsu-x-24p-cv-67




Technical Data	
Input Voltage	90-264 VAC
Output Voltage	24VDC
Output Power (x)	35W-60W-100W-150W
IP Rating	67

zpsu-x-24m-cv-ip



Technical Data	
Input Voltage	100-305 VAC
Output Voltage	24VDC
Output Power (x)	200W-240W-300W
IP Rating	67

zpsu-x-24r-cv



Technical Data	
Input Voltage	90-264 VAC
Output Voltage	24VDC
Output Power (x)	240W-480W
IP Rating	44

zpsu-x-24-cv




Technical Data	
Input Voltage	90-264 VAC
Output Voltage	24VDC
Output Power (x)	35W-75W-100W-150W-200W
IP Rating	44

FOR
your
special
product
requests

contact us

mareluce@mareluce.com



taylor
design
production



MARELUCE

+39 333 380 30 22 • mareluce@mareluce.com • www.mareluce.com

Firenze - ITALY

Authorized Dealer



MARINELED

Antalya - TURKIYE

+90 242 340 3505 - marine@marineled.com.tr